

SOMALIA MARCH 2017

LOCAL INTEGRATION FOCUS: BENADIR REGION

DURABLE SOLUTIONS FRAMEWORK

Review of existing data and assessments to identify gaps and opportunities to inform (re)integration planning and programming for displacement affected communities

ACKNOWLEDGMENTS

This study could not have been completed without the help of many people. ReDSS gratefully acknowledges the support of the DSRSG/HC/RC office for organizing the consultations in Mogadishu with local authorities and representatives of civil society and for facilitating the validation process with the Durable Solution working group. ReDSS would also like to thank representatives of governments, UN agencies, clusters, NGOs, donors, and displacement affected communities for engaging in this process by sharing their knowledge and expertise and reviewing findings and recommendations at different stages. Without their involvement, it would not have been possible to complete this analysis. ReDSS would also like to express its gratitude to DFID and DANIDA for their financial support and to Ivanoe Fugali for conducting the research and writing this report.

ABOUT the Regional Durable Solutions Secretariat (ReDSS)

The search for durable solutions to the protracted displacement situation in East and Horn of Africa is a key humanitarian and development concern. This is a regional/cross border issue, dynamic and with a strong political dimension which demands a multi-sectorial response that goes beyond the existing humanitarian agenda. The Regional Durable Solutions Secretariat (ReDSS) was created in March 2014 with the aim of maintaining a focused momentum and stakeholder engagement towards durable solutions for displacement affected communities. The secretariat was established following extensive consultations among NGOs in the region, identifying a wish and a vision to establish a body that can assist stakeholders in addressing durable solutions more consistently. ReDSS is managed through an Advisory Group comprising of 12 NGOs: DRC, NRC, IRC, World Vision, CARE International, Save the Children International, OXFAM, ACTED, INTERSOS, Mercy Corps, Concern Worldwide and Refugee Consortium of Kenya with IRC and DRC forming the steering committee.

The Secretariat is not an implementing agency but a coordination and information hub acting as a catalyst and agent provocateur to stimulate forward thinking and policy development on durable solutions for displacement affected communities in East and Horn of Africa. It seeks to improve joint learning and research, support advocacy and policy development, capacity development and coordination.

ABOUT ReDSS SOLUTION FRAMEWORK

ReDSS operationalized the Inter-Agency Standing Committee Framework for Durable Solutions for Internally Displaced Persons to develop the ReDSS Solutions framework, using 31 indicators organised around physical, material and legal safety to measure durable solutions achievements in a particular context. Addressing physical, material and legal safety of displaced people as a whole is critical in the search of durable solutions. The framework offers a snapshot in time to assess to what extent durable solutions for displaced populations have been achieved in a particular context. A traffic light system has been developed to assess the status of each indicator. The traffic light provides a comparative assessment of conditions between the displaced and the host community. Green indicates that a durable solution can be achieved, orange that the benchmark for a durable solution has not been met, red that the benchmark is far from being met, white that data is missing, and dotted white that some data is available but not enough to rate the indicator.

This review is part of a series aiming at piloting the ReDSS framework in different operational and policy contexts in the region, in order to test the indicators and to collect and record lessons learnt to adapt and improve it. The framework can be used as an analytical and programmatic tool and as a joint monitoring and evaluation tool to support coordination and identify gaps and needs of displacement affected communities. It provides common overall outcomes (minimum skeleton) upon which detailed activities will be developed and adapted to the local context. The objective is to improve and standardize the generation and availability of relevant data and analysis to better and more consistently operationalize joint response plans based on evidence in the search of durable solutions in East Africa. Further guidance will be developed to score and rate the indicators and to adapt the framework to different contexts.

TABLE OF CONTENTS

GLOSSARY OF KEY TERMS	1
ACRONYMS	3
EXECUTIVE SUMMARY AND RECOMMENDATIONS	4
INTRODUCTION	9
UNLOCKING SOLUTIONS FOR REFUGEES RETURN AND DISPLACEMENT AFFECTED COMMUNITIES	9
A LOCAL FOCUS: BENADIR REGION	11
OBJECTIVE AND RATIONALE	13
METHODOLOGY	14
CHALLENGES AND LIMITATIONS	16
PHYSICAL SAFETY	18
MATERIAL SAFETY	24
LEGAL SAFETY	37
CONCLUSIONS	43
ANNEXES	45

GLOSSARY OF KEY TERMS

Area-Based Approach

An approach that defines an area, rather than a sector or target group, as the main entry point. All stakeholders, services and needs are mapped and assessed and relevant actors mobilized and coordinated within it. (ReDSS)

Durable Solutions

A durable solution is achieved when the displaced no longer have any specific assistance and protection needs that are linked to their displacement and can enjoy their human rights without discrimination on account of their displacement. It can be achieved through return, local integration and resettlement. (IASC framework)

Early Solutions Planning

Early solutions planning encompasses steps to build the self-reliance and resilience of refugees and host communities, as well as prepare refugees for future durable solutions, in the early stages of displacement. For the purposes of this report, the timeframe for “early solutions planning” covers actions that can be taken pre-displacement, as well as during the first 3 years of an influx of refugees. (ReDSS)

Host communities

The local, regional and national governmental, social and economic structures within which refugees live. (UNHCR)

Internally Displaced Persons (IDPs)

Persons or groups of persons who have been forced or obliged to flee or to leave their homes or places of habitual residence, in particular as a result of or in order to avoid the effects of armed conflict, situations of generalized violence, violations of human rights or natural or human-made disasters, and who have not crossed an internationally recognized State border. (Guiding Principles on Internal Displacement).

Livelihoods

A combination of the resources used and the activities undertaken in order to live. Resources include individual skills (human capital), land (natural capital), savings (financial capital), equipment (physical capital), as well as formal support groups and informal networks (social capital). (DFiD)

Local Integration

Local integration as a durable solution combines three dimensions. Firstly, it is a legal process, whereby refugees attain a wider range of rights in the host state. Secondly, it is an economic (material) process of establishing sustainable livelihoods and a standard of living comparable to the host community. Thirdly, it is a social and cultural (physical) process of adaptation and acceptance that enables the refugees to contribute to the social life of the host country and live without fear of discrimination. (Fielden/UNHCR).

Protracted Displacement Situation

Situations where the displaced “have lived in exile for more than 5 years, and when they still have no immediate prospect of finding a durable solution to their plight by means of voluntary repatriation, local integration or resettlement”. (UNHCR)

ReDSS Durable Solutions Framework

A rapid analytical tool to assess to what extent durable solutions have been achieved in a particular context. The Framework contains 31 indicators that relate to a) Physical Safety – protection, security and social cohesion/ b) Material Safety – access to basic services, access to livelihoods, restoration of housing land and property/ c) Legal Safety – access to documentation, family reunification, participation in public affairs, access to effective remedies and justice.

Refugee

A person who “owing to well-founded fear of persecution for reasons of race, religion, nationality, membership of a particular social group or political opinions, is outside the country of his nationality and is unable or, owing to such fear, is unwilling to avail himself of the protection of that country” (Geneva Convention relating to the Status of Refugees, Art. 1A(2), 1951)

Reintegration

The achievement of a sustainable return to country of origin i.e. the ability of returnees to secure the political, economic and social conditions to maintain their life, livelihood and dignity. (Macrae/UNHCR)

Resilience

Resilience is the ability of countries, communities and households to manage change, by maintaining or transforming living standards in the face of shocks or stresses - such as earthquakes, drought or violent conflict – without compromising their long-term prospects. (DFID)

Resettlement

The transfer of refugees from an asylum country to another State that has agreed to admit them and ultimately grant them permanent settlement. (UNHCR)

Returnee

The act or process of going back to the point of departure. This could be within the territorial boundaries of a country, as in the case of returning internally displaced persons (IDPs) and demobilized combatants; or between a host country (either transit or destination) and a country of origin, as in the case of migrant workers, refugees, asylum-seekers, and qualified nationals. There are subcategories of return which can describe the way the return is implemented, e.g. voluntary, forced, assisted and spontaneous return; as well as sub-categories which describe who is participating in the return, e.g. repatriation (for refugees). (IOM)

Self-Reliance

The social and economic ability of an individual, household or community to meet basic needs (including protection, food, water, shelter, personal safety, health and education) in a sustainable manner and with dignity. (UNHCR)

Social Cohesion

The nature and set of relationships between individuals and groups in a particular environment (horizontal social cohesion) and between those individuals and groups and the institutions that govern them in a particular environment (vertical social cohesion). Strong, positive, integrated relationships and inclusive identities are perceived as indicative of high social cohesion, whereas weak, negative or fragmented relationships and exclusive identities are taken to mean low social cohesion. Social cohesion is therefore a multi-faceted, scalar concept. (World Vision)

Transitional Solutions

A framework for transitioning displacement situations into durable solutions, requiring a partnership between humanitarian and development actors, refugees and host communities, and the participation of local actors through area-based interventions. Transitional solutions seek to enhance the self-reliance of protracted refugees, IDPs and host communities alike. (ReDSS 2015).

ACRONYMS

AMISOM	African Union Mission in Somalia
BRCiS	Building Resilient Communities in Somalia
CESCR	International Covenant on Economic, Social and Cultural Rights
CDD	Community-Driven Development
CDR	Community Driven Recovery
DAC	Displacement affected communities (returnees, IDPs and host communities)
DDG	Danish Demining Group
DRC	Danish Refugee Council
DSRSG	Deputy Special Representative of the Secretary General (RC/HC)
DTM	Displacement Tracking Matrix
FAO	Food and Agricultural Organization
FGD	Focus Group Discussion
FGS	Federal Government of Somalia
FSNAU	Food Security and Nutrition Analysis Unit
GAM	Global Acute Malnutrition
GBV	Gender-based Violence
HCT	Humanitarian Country Team
IASC	Interagency Standing Committee
ICCPR	International Covenant on Civil and Political Rights
IDP	Internally Displaced Person
IOM	International Organization for Migration
IRC	International Rescue Committee
JPLG	Joint Programme on Local Governance
JRIA	Jubbaland Refugee and Internally Displaced Person's Agency
KII	Key Informant Interview
NDP	National Development Plan
NFI	Non Food Item
NRC	Norwegian Refugee Council
PBF	Peace Building Fund
PRNM	Protection and Return Monitoring Network
ReDSS	Regional Durable Solutions Secretariat
SAM	Severe Acute Malnutrition
SomRep	Somalia Resilience Programme
SSNP	Social Safety Net Program
UN	United Nations
UNCT	UN Country Team
UDHR	Universal Declaration of Human Rights
UNDP	United Nations Development Programme
UNHCR	United Nations High Commissioner for Refugees
WASH	Water supply, Sanitation and Hygiene

EXECUTIVE SUMMARY AND RECOMMENDATIONS

Background

This study has been taking place while a humanitarian crisis is unfolding in Somalia. This crisis comes only six years after a devastating famine led to the death of more than a quarter of a million people – with half of them being children. After several consecutive seasons of poor rainfall, a severe drought has resulted in the death of livestock and crop failure, and the UN has warned that famine is a strong possibility in 2017. Drought turning into famine means a massive displacement crisis in the making with influx of refugees and IDPs on the top of an already dire situation with more than a million¹ IDPs and almost 1 million refugees. According to figures from the Humanitarian Country Team (HCT) *Operational Plan for Pre-Famine Scale up of Humanitarian Assistance*, “the number of people in need of assistance in Somalia has increased from five million in September 2016 to over 6.2 million in February 2017, more than half of the population in Somalia.” The United Nations High Commissioner for Refugees (UNHCR) estimates that 444,000 individuals have been displaced within Somalia due to the drought since November 2016. Most of the drought-induced IDPs and the vast majority of returnees from Daadab have gone to urban areas.

Since December 2014, 61,665 Somali refugees have returned home, out of which 22,351 were supported in 2017 alone (UNHCRa, 2017). Currently, 20,991 refugees are registered for voluntary repatriation (ibid). But since the announcement of the intended closure of Dadaab, the ongoing repatriation process has been fraught with challenges (ReDSS, 2017). Several human rights organisations and NGOs have described the repatriations as coercive and the conditions in south-central Somalia as not being conducive to mass refugee returns due to ongoing conflict insecurity and humanitarian conditions (ibid). Due to the existing dire conditions in areas of return, the lack of absorption capacities and the lack of reintegration support beyond the return package, there is a high likelihood that most of the returnees will head to the already overstretched and under-resourced IDP camps across the countries. Given these challenges, it is paramount that actors working in Somalia maximize the resources available to address the humanitarian crisis, and, at the same time, to successfully support the (re) integration of refugee returnees and long-term IDPs. The HCT Operational Plan envisages that “humanitarian assistance [should] be as close to the rural populations as feasible, to stabilize the situation in rural areas and mitigate the impact of the possible famine and minimize displacement”.

The Draft National Policy on Internal Displacement envisages the need to have joint area-based plans that build into existing humanitarian and development plans in ways that address displacement-affected communities’ needs through a comprehensive effort. Joint planning requires carrying out joint analysis in each district, documenting progress and challenges in order to build evidence and learning on what may be the most effective and sustainable responses.

Objective of the study

Against this backdrop, the Regional Durable Solutions Secretariat (ReDSS) has carried out analyses in Lower Juba region - with emphasis on Kismayo district, Bay region -with emphasis on Baidoa district, and Benadir region, which comprises the seventeen districts of Mogadishu, in order to operationalize (re) integration plans for displacement-affected communities. These three locations represent the main areas of return and are hosting a large population of IDPs.

The analysis of existing data for the 31 outcome level indicators of the Solutions framework provides an account of the opportunities and challenges to achieve durable solutions in the realms of physical, material and legal safety.² The ReDSS Solutions Framework is to be considered as an analytical baseline whose progress will be assessed on a regular basis to take into account a fast changing context in Somalia.

This report, which follows a previous report on Lower Juba, focuses on Benadir region. A parallel report has been produced for Bay region.

¹ UNHCR Somalia: Drought displacement in the period 1st November 2016 to 24 March 2017 (interim figures subject to review)

² ReDSS operationalized the Inter-Agency Standing Committee (IASC) Framework for Durable Solutions for IDPs to develop the ReDSS Solutions framework for displacement-affected communities.

Main findings

With regard to **physical safety**, the security situation in Mogadishu is still volatile and IDPs are still vulnerable to violence, especially Gender-based Violence (GBV). Informal conflict resolution mechanisms are in place but access to police is still uneven. IDPs and returnees do not appear to be subject to any restrictions of movements; however it seems that there are de-facto obstacles, which need to be investigated more. Coexistence between IDPs and host communities in Mogadishu appears to be positive, but there is a risk that the current drought-induced displacement will exacerbate the relations between IDPs and host communities, as there will be more competitions over scarce resources.

With regard to **material safety**, the mapping of on-going interventions in Benadir region shows that, while the Solutions framework indicators under material safety are being targeted, the level of support provided by aid agencies may not be sufficient to adequately address the needs of an increasing IDP population. The analysis of the indicators shows that many indicators benchmarks are not being met. It is likely that the return process, coupled with a possible displacement of rural populations affected by the drought towards Mogadishu, will put further pressure on provision of basic services in the city. Although the additional number of returnees and new IDPs may not have a big demographic impact on a population of more than 1.6 million inhabitants, a further influx of people who may not be able to access the labour market and may not have the financial means to access services will just make the situation more precarious and the achievement of durable solution a more distance prospect.

With regard to **legal safety**, the analysis shows that some of the indicators benchmarks have not been fully met, and that others are only partially met. There is some evidence that IDPs in Mogadishu, and possibly refugee returnees not originally from Mogadishu, participate in community or social organizations, but their participation rate is lower than the resident population. Similarly, IDPs and refugee returnees seem to participate in public decision-making processes, but their participation rate appears to be lower than resident population. Mechanisms to obtain or replace documents are in place, but IDPs and refugee returnees, as well as poor local residents, may not have access since services are not affordable (although it appears that a sizeable share of IDPs and returnees have some form of documentation). The mapping of interventions indicates that in Mogadishu there are several programmes with a long-term focus on governance, rule of law and justice.

With regard to **data collection and information management**, the analysis of secondary data for Benadir shows that there are gaps in terms of data and assessments related to displacement-specific vulnerabilities. There is a recent study for Benadir, Dolow and Lower Juba that provides disaggregated data per demographic group. This is an improvement compared to Baidoa, but it is still not sufficient since the available disaggregated data for refugee returnees and IDPs is combined for the three locations. Another gap is represented by the lack of systematic population tracking and profiling, although there has been some progress in this direction.

Recommendations to inform immediate reintegration needs and longer term programming

A new wave of displacement risks halting any partial progress towards the (re) integration of returnees and displaced populations. The international community and the nascent Somali institutions have now to deal with a new caseload of displacement that requires immediate life-saving support. From a durable solutions' point of view, the biggest challenge for Somalis, their government and the international community and its humanitarian and development partners is to adopt policies and a *modus operandi* that can tackle in the socio-economic dimensions of forced displacement. This report seeks to provide recommendations that can guide humanitarian and development actors to operationalize a durable solutions agenda in Somalia.

A. Adopting a joint integrated and multi sectorial programming

The previous ReDSS report on Lower Juba region recommended that:

- (i) Donors and implementing partners should adopt a displacement focus and a common Durable Solutions framework to monitor progress and challenges and gaps, and
- (ii) Humanitarian and development actors should adopt joint analyses and joint area-based planning under the lead of the government, to ensure mutual accountability and sustainability and to enhance the impact of interventions

ReDSS and its partners have started addressing some of the recommendations from the previous study. A subsequent survey carried out by a ReDSS partner adopted a displacement focus, and was able to disaggregate data for IDPs, returnees and host population, although disaggregated data for demographic group could not be further disaggregated at geographical level.

In addition, since 2016 the Government of Somalia and DSRSG/HC/RC have been spearheading the “Durable Solutions Initiative” (DSI) in collaboration with UN agencies, ReDSS, the World Bank, NGOs and the donor community. The DSI aims to provide a collective framework to harmonize durable solutions approaches and programming. The framework entails the development of area-based, multi-sectorial and multi-stakeholders plans. Under the lead of the Jubaland state administration, humanitarian and development partners agreed on a *joint area-based action plan* for Kismayo and the wider Lower Juba region. It is expected that an action plan for Benadir will be developed under the leadership of the Benadir regional administration.

However, there is a need to harmonize surveys methodologies and to agree on national benchmarks to make it possible to draw comparisons between the situation of IDPs and returnees vis-à-vis the general population and national or regional average.

B. Adopting a stronger focus on ‘early solutions’ from the onset of the emergency response

This report suggests options that could facilitate (i) the return of IDPs and refugee returnees who are originally not from Mogadishu and wish to go back to their place of origin, on the one side, and (ii) the integration of IDPs/returnees who cannot go back to their place of origin and the reintegration of refugee returnees originally from Mogadishu, on the other side.

- **Facilitate the return of IDPs and returnees originally not from Mogadishu who wish to go back to their place of origin through joint interventions that operate both in Mogadishu and in the areas of origin.** Emergency or life-saving interventions that target IDPs in Mogadishu should partner with resilience and local governance interventions that operate in the areas of origin of IDPs and returnees in order to jointly provide IDPs and returnees with opportunities that can be used in the place of origin.
- **Facilitate the integration of IDPs/returnees who cannot go back to their place of origin and the reintegration of returnees in Mogadishu through the use of community-driven reconstruction/development programmes with a displacement focus.** Early recovery initiatives should scale up community-driven programming that adopt a displacement focus and ensures that IDPs and returnees are included in the community decision-making process so that they can play a more meaningful and positive role in their new communities.

C. Prioritizing sectors and areas of interventions through integrated and multi sectorial programing

The section below draws from the Bay region report as issues faced by IDPs and returnees are similar in nature (although the intensity and gravity of each of these issues may change from one location to another).

- **Donors and implementing partners should seek a social compact with the Somali business community to solve the trade-off between addressing immediate needs and addressing the root causes of poverty and exclusion:** A ‘social compact’ between the aid community and the Somali business community will encourage vendors and contractors that work in partnership with aid agencies to play a positive role in supporting affected populations.
- **Physical safety:** rule of law and security interventions should be scaled up to ensure that IDPs and vulnerable refugees, especially women and children, do not suffer from crime and violence disproportionately more than the rest of the population. Safety programmes should prioritize interventions that can make people less vulnerable to violence.
- **Material safety:** both programmes that create access to **sustainable livelihoods opportunities** and programmes that improve **sustainable access to basic social services** should be prioritized. There is need to make short-term income generation and job creation programming more sustainable through partnership with the private sector. Programmes working on **Housing, Land and Property (HLP)** should address the legal aspects of HLP and the economic aspects of HLP as two interrelated but still different issues.

- **Legal safety:** notwithstanding the on-going emergency in Somalia, **governance programmes** should be prioritized to ensure the IDPs and vulnerable returnees do not continue to be socially and politically excluded. **Rule of law and justice programmes** should find a balance between provision of justice services and boosting capacity of IDPs and marginalized populations to access these services.

Way forward

This analysis is meant to inform the development of the *Area Based Action Plan for Benadir Region*, under the leadership of the South West state government, as envisaged in the Draft National Policy on Internal Displacement and with support from the international community. The same analyses have been conducted for Bay and Lower Juba.

The rating for each indicator is based on information available at the time of analysis (February and March 2017). ReDSS will update this study in June 2017 to reflect new data available and to review the rating of the indicator to reflect potential changes.



	Safety and Security		Social Cohesion	
PHYSICAL SAFETY 	Protection Percentage of IDPs/returnees who have suffered violent crimes or experienced safety incidents, including Sexual Gender based Violence in the last 6 months compared to resident population	Percentage of IDPs/returnees who do not face more discriminatory or arbitrary restriction of their freedom of movement based on their displacement or minority status compared to resident population	Percentage of IDPs/returnees who do not face any form of stigmatization (verbal violence, insults, exclusion, etc.) in their current place of residence, compared to local population	Percentage of IDPs/returnees who have adequate access to where they live compared to resident population
	Adequate Standard of Living (Access to basic and social services) Percentage of IDPs/returnees with food consumption comparable to local population and as per international/national standards	Percentage of IDPs/returnees with adequate access to potable water, sanitation and hygiene compared to local population and as per international/national standard	Percentage of IDPs/returnees with adequate access to health care compared to resident population or national average as appropriate	Percentage of IDPs/returnees who have adequate access to safety net interventions or receive remittances from abroad compared to local residents with comparable needs
MATERIAL SAFETY 	Access to Livelihoods (Job creation and income generation) Percentage of IDPs/returnees who faces legal or administrative obstacles to employment or economic activity compared to resident population	Unemployment among returnees compared to the resident population, the situation before displacement or the national average, as appropriate	Percentage of IDPs/returnees who have access to sustainable employment conditions compared to local residents	Poverty levels among IDPs/returnees compared to the resident population, the situation before displacement or the national average, as appropriate
	Housing, Land & Property Percentage of IDPs/returnees with adequate housing (not overcrowded housing/shelter and/or precarious structure and/or at risk of sudden eviction) in comparison to the resident population	Existence of effective and accessible mechanisms to ensure access to land and/or secure tenure	Percentage of IDPs/returnees with lost HLP who have had their claims resolved, compared to the resident population	Percentage of IDPs/returnees who have secured right to Housing, Land and Property (with documents to prove ownership/tenancy) compared to resident population
LEGAL SAFETY 	Access to Effective Remedies & Justice Percentage of IDPs/returnees who consider that the violations suffered have been effectively remedied and a sense of justice restored, compared to local population	Existence of accessible mechanisms that have the legal mandate and actual capacity to provide IDPs/returnees with effective remedies for violations suffered, including violations committed by non-state actors	IDPs/returnees face no legal or administrative obstacles that prevent them from voting, being elected or working in public service compared with resident population	Percentage of IDPs/returnees in public decision making processes, or local reconciliation/ confidence-building initiatives (e.g. local peace committees, public debates, fora, cross-community activities and others) compared to resident population
	Access to Documentation Existence and effective accessibility of mechanisms to obtain/replace documents for IDPs/returnees bearing in mind the local context	Percentage of IDPs/returnees without birth certificates, national ID cards or other personal documents relevant to the local context compared to resident population or national average, as appropriate	Percentage of IDPs/returnees who accessed formal or informal/traditional justice mechanisms last time they needed it, compared to local population	Participation in public affairs IDPs/returnees face no legal or administrative obstacles that prevent them from voting, being elected or working in public service compared with resident population
Family Reunification The number of unaccompanied and separated IDPs/returnee children for whom a best interest determination is needed but has not been conducted	Accessible and efficient mechanisms have been put in place to reunite IDP/returnee separated family members	The number of IDP/returnee children or other dependent families relative to total displaced population size	All indicators refer to the attainment of benchmarks for a refugee / returnee in comparison to the host community	The indicator is well on the way to being achieved Some obstacles exist and the indicator has not been fully met The indicator is far from met Data unavailable Incomplete data exists

The Regional Durable Solutions Secretariat (RedSS) operationalized the IASC Framework for Durable Solutions for IDPs to develop the RedSS Solutions framework for displacement affected communities. It comprises the 8 IASC criteria using 31 IASC indicators organized around physical, material and legal safety to measure durable solutions achievements in a particular context. The framework analysis serves as an evidence base to enable relevant stakeholders to work more effectively and consistently in the search and realization of durable solutions. This info graphic offers a snapshot in time to assess to what extent local integration for returnees and IDPs in Somalia have been achieved.

INTRODUCTION

This study has been taking place while a humanitarian crisis is unfolding in Somalia. This comes only six years after a devastating famine led to the death of more than a quarter of a million people – with half of them being children. After several consecutive seasons of poor rainfall, a severe drought has resulted in the death of livestock and crop failure and the UN has warned that famine is a strong possibility in 2017. Drought turning into famine means a massive displacement crisis in the making with influx of refugees and IDPs on the top of an already dire situation with more than a 1 million IDPs and almost 1 million refugees.

According to figures from the *Operational Plan for Pre-Famine Scale up of Humanitarian Assistance*, “the number of people in need of assistance in Somalia has increased from five million in September 2016 to over 6.2 million in February 2017, (which is) more than half of the population in Somalia” (HCT 2017). This includes a drastic increase in the number of people in ‘crisis’ and ‘emergency’ from 1.1 million six months ago to nearly 3 million projected for February to June. 65 per cent (1,883,000) are in rural areas, 18 per cent (529,000) are in urban areas and 17 per cent (500,000) are internally displaced (*ibid.*). Over 3.3 million are categorized as ‘stressed’ in IPC Phase 2 (*ibid.*). Most drought-induced IDPs and the vast majority of returnees have gone to urban areas.

The United Nations High Commissioner for Refugees (UNHCR) estimates that 444,000 individuals have been displaced in Somalia due to drought since November 2016.³ According to UNHCR, from 1 to 24 March 2017, 44,000 individuals moved to Mogadishu. Prior to the drought, it was estimated that there were 1.1 million IDPs in Somalia, of which 369,000 in Benadir, 40,000 in Bay and another 31,000 in Lower Juba (UNHCR 2016f, based on figures from 2011). In any event, the UNHCR programme of supported returns, which started in 2014, will continue throughout 2017. Furthermore, since December 2014, 61,665 Somali refugees have returned home, out of which 22,351 were supported in 2017 alone. Currently, 20,991 refugees are registered for voluntary repatriation (UNHCRa, 2017).

UNLOCKING SOLUTIONS FOR REFUGEES RETURN AND DISPLACEMENT AFFECTED COMMUNITIES

In 2017 the continued return of refugees to Somalia, coupled with the increased number of IDPs within Somalia, will continue to test the limited absorption capacity of host communities. As it did in 2016, it will continue to put stress on the limited access to basic services, shelter and livelihoods opportunities and will risk exacerbate protection concerns, and social cohesion between communities.

Discussing durable solutions in a context of renewed mass displacement may be seen untimely, as this new wave of displacement hinders the integration process of those refugees who have recently returned to Somalia and the 1.1 million people who were already internally displaced before the crisis. In fact, this should not be the case. Despite the on-going emergency, the return process can be made successful if the emergency response and the development efforts find a way to reinforce each other.

This report as well as the parallel report for Bay region, argues that the international community, while responding to the on-going humanitarian crisis, should not overlook the long-term consequences that derive from how aid is delivered to displacement affected communities. The report suggests that emergency interventions should adopt a durable solutions’ angle when delivering their relief. First, this means that aid agencies need to recognize that the design of their interventions should be different depending on whether they are operating in areas that ‘send’ IDPs or in areas that ‘receive’ IDPs. The recommendations of the report for Benadir region, which is receiving IDPs, will be different from the recommendations for Bay region, which is both ‘sending’ and ‘receiving’ IDPs. Furthermore, aid agencies should recognize that the long-term goal of building self-reliance, resilience, and improving governance, is not in opposition with the short-term goal of saving lives and meeting

³ UNHCR Somalia: Drought displacement in the period 1st November 2016 to 24 March 2017 (interim figures subject to review)

immediate needs. This report argues that it is possible to concomitantly carry out life-saving and resilience-building activities that can target the same populations.

With regard to the reintegration of refugee returnees, it is likely that the current drought will affect the reintegration pattern of those refugees who recently left Dadaab to return to Mogadishu, and the decision of those who in 2016 expressed their intention to return but are now pondering whether returning to Mogadishu would be the right decision. However, this does not mean that agencies and donors that have been actively involved in the return and reintegration process should step back. The risk that destitute refugee returnees will join the already large number of IDPs in the outskirts of the city is high. The outcome of this situation will heavily depend on whether the federal government and the member states, the Somali civil society and business community and the international community will be able to unlock effective solutions for refugee returnees, IDPs and displacement-affected communities.

The “*New York Declaration for Refugees and Migrants*”, adopted on 19 September 2016 by the UN General Assembly, and the resulting UNHCR-led Comprehensive Refugee Response Framework (CRRF), provides an imperative to overcome the old views of refugees and migrants as burdens to societies. The Declaration urges governments to come up with fresh and more realistic views of refugees and migrants as active contributors to development and welfare of the societies that host them. In Somalia, there is need to go beyond anecdotes and to better understand the return process, on the one side, and the displacement phenomenon, on the other side. While the immediate needs of refugee returnees and IDPs should not be overlooked, there is need to go beyond the analysis of gaps and obstacles, and put emphasis on long-term solutions that entail better and more inclusive government institutions. Most IDPs, as well as refugees who left Somalia in 2011, belong to specific clans that have been historically marginalized.⁴ The political dimension of the displacement phenomenon in Somalia has to be addressed.

Twelve areas of possible return in South Central Somalia for Somali refugees have been identified (UNHCR 2016d and 2016i). Among these twelve areas, three regions, namely Lower Juba (Kismayo), Benadir (Mogadishu) and Bay (Baidoa), were expected to receive the highest number of returnees. Finding solutions requires carrying out joint analyses that can document progress and challenges in each of these areas in order to build evidence and learning on what may be the most effective and sustainable responses. These ‘solutions’ analyses will, in turn, contribute to inform planning by identifying and prioritizing ‘immediate’ (re) integration needs for displacement-affected communities.⁵

Against this backdrop, the Regional Durable Solutions Secretariat (ReDSS) has carried out Solutions analyses in Lower Juba region, with emphasis on Kismayo district, Bay region, with emphasis on Baidoa district, and Benadir region, which comprises the seventeen districts of Mogadishu, in order to operationalize (re) integration plans for displacement affected communities. These three locations represent the main areas of refugee return and are hosting large population of IDPs.

Specifically, this joint analysis will inform the development of an *Area Based Action Plan for Benadir*, under the leadership of the government and the Benadir Regional Administration (BRA), as envisaged in the Draft National Policy on Internal Displacement. The joint analysis and the following action plan will contribute to inform medium to long-term sectorial priorities for development programming that will complement humanitarian interventions. This planning effort, however, is not necessarily about starting new plans. It is rather about building into existing humanitarian and development plans in a way that displacement affected communities’ needs and obstacles are addressed through a comprehensive effort. This can be achieved by involving development actors from the on-set of the emergency response for drought-affected populations, and from the start of the return process.

4 A preliminary draft of the conflict analysis being carried out on behalf of the Danish Demining Group by Kan Merikha, a prominent scholar who has extensively researched on Somalia, points out that most of the returning refugees are members of the Digile-Mirifle clan or are Somali Bantu, both socially and politically weak groups. The analysis highlights that “in Somalia, IDP is code for a Somali from a low status group who is living in a city dominated by a more powerful clan and who is poor and squatting or renting in a slum” and that “they retain the label of IDP even if they have resided in the city for 20 or more years, as some have.” The draft points out that “destitute Somalis from higher status clans are never considered IDPs” as “this is a label carried mainly by the Digile-Mirifle and Somali Bantu” (unpublished draft).

5 The term “displacement-affected communities” refers to both returnees, IDPs and host communities.

This study was supported by the United Nations Office of the DSRSG/HC/RC who facilitated consultations with, and access to data from, the Clusters and UN Agencies, and promoted a joint approach in view of supporting the development of *Area Based Action Plans* at State level. Collective durable solutions *Action Plans* are part of a broader attempt, by the international community and the office of the DSRSG/HC/RC, to develop an integrated and collective approach to durable solutions in Somalia under the leadership of the government in order to support the implementation of the displacement pillar of the National Development Plan.

A LOCAL FOCUS: BENADIR REGION (MOGADISHU)

POPULATION DEMOGRAPHIC

Benadir region consists of the city of Mogadishu, which comprises seventeen districts as follow: Abdiiaziz, Bondhere, Daynile, Dharkenley, Hamar-Jajab, Hamar-Weyne, Hodan, Howl-Wadag, Huriwa, Kaxda, Karan, Shangani, Shibus, Waberi, Wadajir, Warta Nabada, Yaqshid (Kaxda district was formed in 2013). Mogadishu, as the capital of the Federal State of Somalia, hosts the Federal Government of Somalia (FGS).

UNFPA Population Estimation Survey of Somalia estimates that Benadir region has a population of 1,650,227, of which 1,280,939 are residents of the city of Mogadishu, and 369,288 are IDPs (UNFPA 2014).

With regard to the more recent internal displacement induced by the drought, as of 22 January 2017, the Protection and Return Monitoring Network (PRMN) recorded 8,298 arrivals in Mogadishu of IDPs from Xabiiyobaal, Cadaad-Gari, Gur-baan, Aqab-taag and Dacaaraha, Idale, Safar-Noleys, Bay, and Lower Shabelle regions (UNHCR 2017b). PRMN reported that these IDPs have joined the following settlements in Mogadishu: Danyar, Cambar, Fuley Ddheer, Xabib, and Boqolson (*ibid*).

With regard to the return of refugees, it has to be noted that the overall trend expounded in the introduction presents regional variations. Of the 4,124 refugees that have left Kenya in January 2017, none has showed intention to return to Mogadishu. Figures from PRMN shows that 3,800 individuals, that is over 92%, declared that they will go back to Kismayo, Lower Juba, and 324, that is less than 8%, will go back to Baidoa, Bay (UNHCR 2017a). Although it is too early to make any supposition, the figures for January represent a deviation from last year's trend. According to the final report of the Population Fixing Exercise conducted in Dadaab from 4 July to 10 August 2016, 69,532 Somali refugees indicated their willingness to return to Somalia – this represented 26% of the total number of Somalis (269,663 individuals) residing in the Dadaab refugee camps (UNHCR 2016a). The majority of them (61%) indicated their intention to return to Lower Juba region - of which 39,723 intended to return to Kismayo, 17% intended to return to Bay region - of which 11,022 to Baidoa, 9% intended to return Middle Juba, another 9% to Benadir - of which 5,953 intend to return to Mogadishu, 4% to Gedo and 1% to other areas (*ibid.*). The fact that figures from January do not include any potential return to Mogadishu suggests that coming months have to be closely monitored in order to ascertain whether the return to Mogadishu will resume in the course of the year.

Cumulative data for 2017 on the total number of both refugees and IDPs that have returned to Benadir was not available at the time of the writing of the report. Data of last April from the PRMN showed that the total number of refugee returnees in Benadir was 8,207, whereas IDP returnees were 229,417 (UNHCR 2016).

CAUSES OF DISPLACEMENT

Most of the current displacement originates from rural areas. The *Somalia Operational Plan for Pre-Famine Scale up of Humanitarian Assistance* highlights that the vast majority of population in Crisis or Emergency, 84 per cent (421,000), live “in rural areas and will potentially start moving towards urban areas as the situation deteriorates, joining existing settlements for IDPs” (HCT 2017). The Operational Plan foresees that, as the situation continues to deteriorate, “increasing numbers of people from rural areas will move to urban centres and join settlements for the internally displaced” (*ibid.*).

Most stakeholders agree that the current drought is just the trigger of displacement, and not the root cause. An appraisal of resilience of IDPs in Mogadishu of 2015 acknowledges the stream of literature that attributes

internal displacement to two main causes: environmental factors and conflict. With regard to environmental factors, the underlying causes of environmentally induced internal displacement have been further categorized into natural factors and human factors (Mohamed et al. 2015). Natural factors are: climatic variability, fragmented and degraded ecological base, proximity to areas prone to natural hazards such as floods and cyclical drought. Human factors are: overdependence on climate-sensitive livelihood strategies, lack of early warning and forecasting mechanisms such as weather stations, flimsy social cultural bonds, weak governance systems and social and income inequalities (*ibid.*). With regard to conflict-induced displacement, most of the factors are at play in Somalia: combination of internal fighting and direct foreign military intervention, exclusionary clan-based politics, state collapse, economic decline, resource control disputes, unemployment, and availability of arms, illiteracy, inadequate mediation and inappropriate humanitarian assistance (*ibid.*).

However, there is little understanding on how different factors, vulnerability on the one side, and resilience on the other side, interplay. Often, only anecdotal evidence is available. For example, the Operational Plan has reported that “in some cases, families split up and let children and women move to towns, while men stay behind with the remaining animals” and that “in other cases, pre-emptive movement is done by the strongest family members, leaving behind young children, women and the elderly.” It seems that two opposite coping mechanisms are used by under-stress families, but it is not clear whether the use of one coping mechanism instead of another can be attributed to specific socio-economic characteristics of the families.

Moreover, while there is sufficient clarity on the ‘receiving side’ (DTM and PRMN provide detailed figures on the number of IDPs that have joined specific towns or IDP camps), there is not sufficient clarity on the corresponding ‘sending’ side. At time of the analysis, there were no detailed figures about the districts and villages that are ‘sending’ more IDPS. (Some figures on districts of origin were subsequently made available prior to the release of this report.) For example, it is known from DTM figures that 1,500 households from Bay and Bakool regions have left for Luuq in Gedo region, and that 1,700 household have left Gedo, Bay and Bakool regions to go to Doolow in Gedo (IOM 2017). However, Gedo, Bakool and Bay are different regions, each of them with many districts and hundreds of villages. The clans and families that inhabit these districts have different coping mechanisms and present different levels of vulnerability and resilience. Although drought is affecting equally all these districts, it is very likely that the extent of the displacement is different in each of the districts. There is need to have a more nuanced analysis of the ‘sending’ areas to shed more light on the exact causes of displacement.

THE RESPONSE TO DISPLACEMENT

Populations from clans that are not properly represented in the national and regional politics appear to be disproportionately more affected than other populations from stronger clans. Humanitarian agencies view their emergency response as being above politics, and, especially, clan politics, because of humanitarian principles of impartiality and neutrality. They point out that addressing issues of political and socio-economic exclusion is under the scope of governance-oriented interventions, and not under the scope of their life-saving activities. While development and governance-oriented interventions addressing underlying conflict-related issues remain outside the scope of an emergency response; it is important to note that a non-conflict sensitive emergency response may even exacerbate the underlying factors leading to conflict and displacement.

With this regard, the planned response for 2017 offers some reasons for being optimistic. First, the *Operational Plan* has adopted a two-pronged approach. The first part of the approach acknowledges that humanitarian assistance should be delivered as close to the rural population as feasible, “to stabilize the situation in rural areas and mitigate the impact of the possible famine and minimize displacement” (HCT 2017). The other part of the approach will aim at “enhancing the response capacity in larger hubs throughout the interior to meet needs of newly displaced due to drought and other vulnerable groups” (*ibid.*).

From a displacement angle, the first approach is preferable to the second, since it will reduce ‘pull’ factors, namely movements of people that cluster in IDPs settlements to get access to food and basic services, but that would stay in their areas of origin if they had access to food and services close to where they live. It is to be hoped that humanitarian agencies will use the first modality as often as possible and will resort to hubs when it is clearly impossible to support drought-affected populations in their areas of origin. Here, again, there

are some encouraging signs. “[Building] on the extensive drought response implemented since late 2015”, the response envisages “prioritization of cash-based programmes and enhanced coordination with national and state-level structures and other partners, underpinned by a continued focus on strong risk management” (*ibid*). The response envisages outreach services, for example, mobile health clinics “scaled up in priority areas, to provide services as close as possible to where the most vulnerable are” (*ibid*).

Cash based assistance will be one of the main response modalities to the drought in Somalia. In the Operational Plan, the Humanitarian Country Team emphasizes that “most humanitarian partners are already engaged in and are now prioritizing cash assistance through [WFP] SCOPE system or mobile banking, in order to scale up assistance timely and to reach remote areas more easily” (*ibid*). It adds that under the food security sector, “at least fifty per cent of the assistance will be in the form of cash or vouchers in places where markets are functioning, playing a stabilizing role on local markets by maintaining the demand from existing retailers” (*ibid*). The response envisages the use of cash based water vouchers, where applicable, and the expansion of multi-purpose cash.

The use of voucher or cash-based assistance in remote areas, which reduces the incentives for people to move, presents an opportunity for reliance and development interventions to scale up their interventions in rural areas. If the emergency response is timely and adequate enough, it will ensure that people can continue investing in their long term development as they not have to resort to negative coping strategies to meet their immediate needs.

The analysis provided in the following sections is gives an account of the current situation at the on-set of the crisis, which can be used a baseline to ascertain the effectiveness of the response when the crisis will be over. The analysis also provides insights and suggestions for better synergies between the emergency response and development efforts. The section on recommendations will explain how the WFP SCOPE registration system and multi-purpose cash could became an entry point for long-term interventions. (The section will also argue that more disaggregated information on the places of origin is needed to ensure geographical convergence between emergency interventions and resilience programmes.)

OBJECTIVE AND RATIONALE

The main aim of the study is to inform a joint analysis to operationalize (re) integration evidence-based plans for displacement-affected communities in city of Mogadishu. (The study also refers to Mogadishu as Benadir region, as this is the administrative region that covers the same area as Mogadishu.)

The study entails a review of existing data and assessments in order to identify gaps and opportunities experienced by Somali returnees, IDPS, and the communities that host them vis-à-vis the rest of the population. It uses a displacement focus and adopts a “Solutions” framework, which comprises a commonly agreed set of Solutions indicators (see section below on methodology). Specifically, the study seeks to answer the following questions:

- What are the differential risk profiles of returnees and IDPs?
- What is the current legal, political and economic context around displacement in areas of return? What is the perception and engagement of host communities?
- What are the reintegration options in places of origin? What are the risks and opportunities in the areas of return?
- How to best collectively support and invest in solutions planning and programing at all level, including in urban areas? What are the different roles and responsibilities of the different stakeholders?
- How to develop a system that can standardize the generation and availability of relevant ‘solutions’ data and analysis? How to address current knowledge gaps, which includes further analysis/studies that might be required?

This report is one part of the study. It follows a previous report in Lower Juba of last November. The evidence and recommendations of the report for Lower Juba informed the drafting of the Area-Based Action Plan for Lower Juba. Another report has also been prepared for Bay region, with emphasis on Baidoa district. It is expected that the evidence and recommendations provided in the reports for Bay and Benadir will then help stakeholders, such as the Federal Government of Somalia (FGS), the government of South-West state and the Benadir Regional Administration, donor countries, UN agencies and international and local NGOs, to operationalize their (re)-integration plans for Bay and Benadir regions.

The study will also entail a further review of data and assessments in the course of the second quarter of 2017. It is acknowledged that the on-going drought will dramatically affect the patterns of return, and displacement in general. It is still unclear whether the drought will have positive or negative consequences on the security situation in the country. It may be that conflicting parties decide to ease their stance towards each other to allow humanitarian agencies to reach areas in need. But it may also be that scarcity of water and pasture will exacerbate old conflicts between clans and families. Baidoa, Kismayo, and Mogadishu are still relatively safe, but many villages outside these cities are not. Returnees who are originally from rural areas are likely to stay in the city, as their livelihood opportunities in the rural areas are very limited. The poorest among refugee returnees are likely to move to IDP camps. If security improves in rural villages, it is possible that some returnees will go back to their area of origin, providing that their areas will receive sufficient rainfalls during the Gu rainy season of April-June. (Preliminary forecasts indicate that below average to near average rainfall is expected to prevail across most parts of Somalia during the forthcoming Gu season.) On the other side, if the security situation deteriorates, and rains continue to be below average, it can be expected that returnees, as well as IDPs, will cluster in the few relative safe areas of these regions where aid agencies can provide support. Depending on which scenario will emerge, policy prescriptions and programming will be different. The continuous change of context requires a constant update of analyses based on newer data.

METHODOLOGY

The study uses the ReDSS Solutions framework, which was adapted to the context of Somalia. ReDSS operationalized the Inter-Agency Standing Committee (IASC) Framework for Durable Solutions for IDPs to develop the ReDSS Solutions framework for displacement-affected communities. The ReDSS Solutions framework is a rapid analytical tool that offers a snapshot in time to assess to what extent durable solutions for displaced populations have been achieved in a particular context. ReDSS acknowledges that the three solutions (voluntary repatriation, local integration or resettlement elsewhere) are processes to achieve integration.

The Solutions framework for Somalia looks at physical, material and legal safety of the displaced populations in comparison to the host communities. It comprises the 8 IASC criteria with 31 outcomes indicators that are organized around physical safety, material safety and legal safety, namely: (i) Safety and Security, including protection and social cohesion; (ii) Adequate Standard of Living, meaning access to basic and social services; (iii) Access to Livelihoods, relative to income generation and job creation; (iv) Housing, Land & Property; (v) Access to Effective Remedies and Justice; (vi) Participation in Public Affairs; (vii) Access to Documentation and (viii) Family Reunification.

The ReDSS Solution Framework aims at ascertaining (i) the status and conditions of IDPs and returnees vis-à-vis the host population, (ii) the status and conditions of IDPs and returnees vis-à-vis national or international humanitarian standards; (iii) the status and conditions of communities affected by displacement vis-à-vis communities not affected by displacement. The indicators are meant to be disaggregated by age, gender, and demographic groups (returnees, IDPs, host communities), when disaggregated data is available.

The Solution framework uses a traffic light system in order to assess the status of each indicator and to provide a comparative assessment of conditions between the displaced and the host communities.

The report entailed a review of relevant literature, a mapping of existing interventions,⁶ a review and analysis of secondary data collected by government agencies, UN agencies, clusters and NGOs operating in Benadir region.

PARTICIPATORY PROCESS AND CONSENSUS BUILDING APPROACH

The objective of the consensus building and participatory approach is to reach a consensus on the analysis in order to collectively agree on gaps and priorities. Two consultation workshops were held in Mogadishu on 15 and 16 January 2017. Active involvement and consultations with representatives from government at both state and district level, NGOs, UN agencies, cluster coordinators have been critical to inform the joint analysis. The consultations were followed by an extensive validation process.

RATING PROCESS

The study aims to capture the current status of each indicator on the basis of available data and the presence of interventions on the ground that aim to mitigate negative factors or bring positive changes.

An indicator is marked green if displaced persons (IDPs or refugee returnees) experience a situation that is as good as the situation of persons living in host communities, and is also above the specific standard for that indicator. An indicator is marked orange if displaced persons experience a situation that is above the specific standard for that indicator but is lower than the situation of persons living in host communities, or if displaced persons experience a situation that is as good as the one of persons living in host communities but is below the specific standard for that indicator. An indicator is marked red if displaced persons experience a situation that is both worse than situations experienced by persons living in host communities, and below the specific standard for that indicator. In case of mixed situation, for example a difference between rural and urban contexts, or in case when an external intervention is mitigating a negative situation, an indicator is marked red/orange or orange/green. Where data is not available, an indicator is marked white, and when data is not sufficient an indicator is marked white with dotted lines.

This process entailed separate ratings for resident population, IDPs and returnees on the basis of available data. The rating was then repeated on the basis of the mapping of current interventions in Benadir. It was finally concluded based on feedback from the consultation workshop in Mogadishu, and on feedback from the subsequent validation exercise.

PROJECTIONS AND FOLLOW UP IN THE SECOND QUARTER OF 2017

The analysis included a projection of the indicators in mid-2017 on the basis of upcoming funding and planned interventions, including the emergency response, assuming that agencies are able to provide support near the areas of origin, displacement remain manageable, and current government policies remain unchanged.

A projection indicator retains the same rating as the current status, if there is not any plan to scale up interventions vis-à-vis the same indicator, and that the situation is likely to remain unchanged. A projection indicator adopts a shading that reflects a possible improvement of its rating, if there are plans to scale up interventions vis-à-vis the indicator, and/or if the situation is likely to improve (for example, if a status indicator was orange, a projection indicator has been marked as 'orange-turning-into-green' or as 'red-turning-into-orange'). A projection indicator adopts a shading that reflects a possible worsening of its rating, if the current interventions vis-à-vis a particular indicator are likely to diminish in scope in 2017 without a corresponding improvement (for example, if a status indicator was orange, a projection indicator has been marked as 'red-turning-into-orange').

The rating for each indicator is based on information available at the time of the review. However, it is expected that new data will be available in the course of 2017. The rating will be reviewed and updated in the first half of 2017 to reflect newly available information. The Solutions framework is to be considered as an analytical baseline, whose progress will be assessed on a regular basis.

⁶ The mapping exercise used information provided by agencies in Mogadishu, data from the UN Office for Coordination of Humanitarian Affairs (who, what, where matrix), data from the UN-led aid tracking system, and a concurrent mapping exercise (UNDP 2016).

CHALLENGES AND LIMITATIONS

The study relied primarily on review and analysis of data collected by aid agencies operating on the ground. The main sources of data were the UNHCR-led Protection and Return Monitoring Network (PRMN); the IOM Displacement Tracking Matrix (DTM), the Food Security and Nutrition Analysis Unit (FSNAU), a project of the Food and Agricultural Organization, assessments carried out by the Shelter Cluster, and various assessments carried out by a number of aid agencies and government departments. This approach provides benefits in terms of cost effectiveness (there was no need for ReDSS to allocate financial resource for data collection) and ownership (it is expected that the organizations will own the analysis of this study as they already own the data that has been used for the analysis).

However, this approach presents three main limitations. First, the approach required the aggregation of data that was collected by different agencies, which often adopt their own definitions of indicators and have their own baselines, in order to cater for their programming needs. While the study acknowledges that the harmonization of the various indicators under a Solutions Framework used by different stakeholders is critical, it also recognizes that it was not possible to reach an agreement between stakeholders within the timeframe of the first three reports.

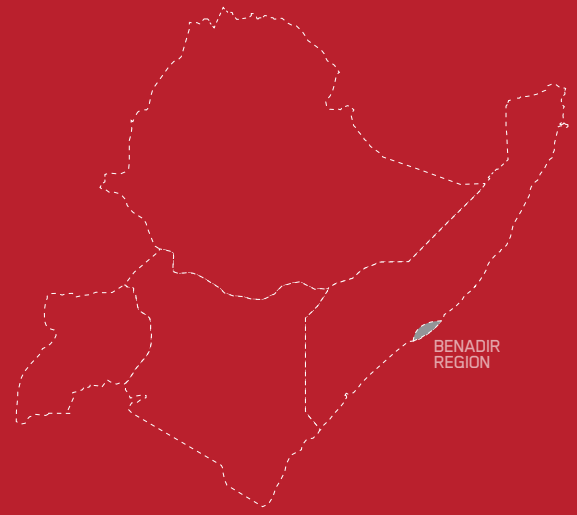
To overcome the problem, the study introduced a set of commonly agreed benchmarks (i.e. comparison to resident population, and comparison to national or international standards, when applicable) in order to provide a higher level of objectivity in the interpretation of data collected by agencies. Despite the adoption of this simplified approach, it was not possible to do a proper analysis for 9 of the 31 indicators because data was not available or because it was only partially available. (This, however, represents an improvement compared to the report for Kismayo, which had 14 unrated indicators.)

Second, most of the available information was in the form of needs assessments conducted by individual agencies, which either did not have a displacement focus or focused on a specific beneficiaries target group, either IDPs or refugee returnees (information on IDPs returnees is very limited, which means that the analysis refers mainly to refugee returnees). This limitation could have been overcome by using household surveys that include a representative sample of the population at large. Providing that the sample is adequate, household surveys allow for comparison between different regions and populations groups. The drawback of this approach is that the methodology for these surveys (i.e. sampling methods and questionnaires) has to be agreed by all organizations working on durable solutions in Somalia. Reaching such a consensus within the time frame of this report was not deemed possible.

Lastly, most of the available data refers to urban populations. This is in part because agencies carrying out the surveys have limited capacity to access rural populations due to security constraints; but it also due to fact that available studies have a focus on IDPs, who tend to cluster in urban areas. This limitation is not particularly relevant to the report for Mogadishu, but it has at times resulted in lack of clarity on the scope of the analyses for Lower Juba and Bay regions, which were meant to focus both on urban and rural areas, but were just able to analyse urban areas.

It is expected that these limitations will be addressed when there will be a longitudinal household surveys available that will include a representative sample of both urban and rural populations, and will be able to disaggregate by different demographic groups, namely IDPs and returnees, as well as minority clans (in addition to disaggregation by age and gender). World Bank is conducting high frequency surveys in south central Somalia (it previously conducted a household survey in Somaliland). Preliminary findings have been recently made available and have been included in this report. Further data will be included in the Solutions framework updating exercise that ReDSS will carry out in the course of 2017.

**SOLUTIONS FRAMEWORK
BENADIR REGION, SOMALIA 2017**



PHYSICAL SAFETY



Protection

Percentage of IDPs/returnees who have suffered violent crimes or experienced safety incidents, including Sexual Gender based Violence in the last 6 months compared to resident population

Percentage of IDPs/returnees who do not face more discriminatory or arbitrary restriction of their freedom of movement based on their displacement or minority status compared to resident population



Safety and Security

Percentage of IDPs/returnees who have adequate access to police and judiciary, when needed, compared to the resident population

Percentage of IDPs/returnees feeling safe in their current place of residence compared to local population



Social Cohesion

Percentage of IDPs/returnees who do not face any form of stigmatization (verbal violence, insults, exclusion, etc.) in their current place of residence, compared to local population

Percentage of IDPs/returnees feeling they are accepted in the community where they live compared to resident population

All indicators refer to the attainment of benchmarks for a refugee / returnee in comparison to the host community

- The indicator is well on the way to being achieved
- Some obstacles exist and the indicator has not been fully met
- The indicator is far from met
- Data unavailable
- Incomplete data exists

PHYSICAL SAFETY

Analysis

The sections below provide a detailed analysis for each set of indicators, namely protection, safety and security, and social cohesion. The indicator analysis shows that there are obstacles to achieve durable solutions in the realm of physical safety. Some of the indicators have not been fully met. For other indicators there is not available or sufficient data for IDPs and returnees.

The security situation in Mogadishu is volatile. Al Shabaab is still able to conduct attacks against government and military targets, which affect the general population. IDPs are still vulnerable to violence, especially GBV. Access to police is uneven, although informal mechanisms are in place. IDPs and returnees do not appear to be subject to any restrictions of movements; however it seems that there are de-facto obstacles, which need to be investigated more. Coexistence between IDPs and host communities in Mogadishu appears to be positive.

Limitations

No or partial quantitative data was available for the following indicators:

- Percentage of IDPs/returnees who do not face more discriminatory or arbitrary restriction of their freedom of movement based on their displacement or minority compared to resident population

Gaps and Obstacles

A likely scenario for 2017 is that there may be some limited improvements in some areas but also further deterioration in other areas. The consequences of the current drought may negatively affect the attainment of the indicators under physical safety. Current displacement trends suggest that Mogadishu is not particularly affected (at least, in proportion to its overall population and number of IDPs already present in the city). However, this may change in the future should more displaced populations from drought-affected areas decide to move Mogadishu. Under this scenario, there is risk increased tensions between host communities and refugee returnees and IDPs. Moreover, there is risk that aid agencies, seeking prompt and timely assistance to displaced populations will neglect important conflict analyses that would allow them to provide aid without creating tensions between competing groups. Furthermore as the international community will be focused on the drought response, there is a risk that development-oriented interventions aimed at building the capacity of the FGS and Benadir Regional administration in terms of rule of law and security may receive less attention and funding.

Opportunities to inform immediate reintegration needs and longer term programing

Notwithstanding the current state of emergency in Somalia, interventions that have a strong focus on security and rule of law should still be scaled up, because they will make it possible for the government to take more responsibilities in addressing displacement-related issues, for example by facilitating access of NGOs and UN agencies to remote areas particularly hit by the drought. (This would have a positive indirect effect in Mogadishu as emergency interventions delivered in rural areas have the potential to reduce further displacement, if not reversing displacement trends.)

The National Development Plan (NDP) of the Federal Government of Somalia (FGS) adopted a focus on displacement and has a dedicated chapter on reintegration of the displaced and returnees (FGS 2016a). Implementing agencies should adopt a displacement focus in data collection and in their operations.

PROTECTION

Indicator 1: *Percentage of IDPs/returnees who have suffered violent crimes or experienced safety incidents, including Sexual Gender based Violence in the last 6 months compared to resident population*

Overall Rating and standard(s): Indicator is rated orange. The security situation in Mogadishu is still fluid, but there have been some moderate improvements over time.

Applicable standards for rating: Sphere Handbook Protection Principle 3: “Protect people from physical and psychological harm arising from violence and coercion”.

Analysis: Security situation in Mogadishu is still fluid. There were number of incidents in the area in the last six months, mainly Al-Shabaab assassinations and attacks targeting government officials and government frequented hotels, restaurants and offices. PRMN recorded 49 cases of incidents and violations in September and 44 cases in August in Benadir region (in July there were 44 cases and in June 107 cases) (UNHCR, 2016e). This study draws a comparison with figures from Bay, which experienced 56 cases of incidents and violations in September, 76 cases in August, 11 cases in July and 83 cases in June. (UNHCR, 2016e). Given that the population of Mogadishu is twice the population of Bay, it can be concluded that Mogadishu residents are less affected by violence than residents in Bay region.

According to a protection assessment commissioned the Danish Refugee Council (DRC), the majority (92%) of the surveyed populations in the Mogadishu, Kismayo and Dhobley “did not report sexual and physical violence incidences experienced in the six-month preceding the assessment” (DRC 2016). However, IDPs appear to be more affected; whereas the percentage for both returnees and residents who did not experience any sexual or physical violence is 95%, for IDPs the percentage is 87% (*ibid.*). According to the assessment, “9% of IDPs experienced sexual exploitation and 6% experienced forced child marriage” (*ibid.*). With regard to Mogadishu, those who reported sexual violence were mainly from Mogadishu IDP camps. Mogadishu has the highest GBV incidence for the three combined population groups. According to data from the protection assessment, only 80% of surveyed population reported no cases of gender-based violence (GBV);⁷ this compares unfavourably with the 100% and 99% of Dhobley and Kismayo (*ibid.*).

The findings of the DRC assessments are in line with other studies. The Human Rights Council reported that trends in sexual gender-based violence continue to be a major protection concern in Somalia. (HRC 2016) A recent study by the Human Rights Watch indicates that AMISOM soldiers sexually exploited and assaulted women and girls on their bases in Mogadishu.⁸ On a positive note, a report of the Somalia gender based violence sub-cluster indicated that cases of GBV have dropped by 21% in the first quarter of 2016 compared to the last quarter in 2015 (Somalia Gender Based Violence Sub-Cluster 2016). The decrease could be attributed to the improved coordinated community education, mobilization, access and utilization of the available comprehensive GBV services/facilities at the urban areas of the country (*ibid.*).

Consulted stakeholders in Mogadishu highlighted different trends. Government representatives emphasises improvements in the safety of the general population (their rating of the indicator was orange/green), whereas technical staff from aid agencies put more emphasis on the recurrence of cases of violence against IDPs.

Indicator 2: *Percentage of IDPs/returnees who do not face more discriminatory or arbitrary restriction of their freedom of movement based on their displacement or minority compared to resident population*

Overall Rating and standard(s): Indicator is marked white. There is not sufficient data on this indicator and consulted stakeholders had different views.

Applicable standards for rating: UDHR Article 3: “Everyone has the right to life, liberty and security of person”.

Analysis: According to recent assessments there are no specific restrictions in Mogadishu on the civilian population in terms of movement.⁹ Returnees are required to register, or at least visit, the local police office in order to be able to prove their status, should they be subject to identity checks during routine police patrols. There is no specific data for Benadir region and for IDPs or returnees. Data at country level from the Somalia Protection Cluster indicates that during the third quarter of 2016 “forced recruitment affected 530 children, constituting 34 per cent of the total number of children recruited in 2016” (Somalia Protection Cluster

⁷ Gender based violence (GBV) encompasses a wide range of human rights violations related to gender inequality and power imbalance. The six core GBV types include rape, sexual assault, physical assault, forced marriage, psychological/emotional abuse and denial of resources, opportunities or services. Other types of GBV include intimate partner violence, child sexual abuse, child marriage, sexual slavery, and harmful traditional practices such as female genital mutilation (FGM). See UNFPA: Trends and Patterns of Gender Based Violence in Somalia. June, 2013

⁸ <https://www.hrw.org/world-report/2016/country-chapters/somalia>

⁹ Assessments carried out by UNHCR partner agencies for the Country of Origin working group. The aim of these assessments is to provide information to refugees in Kenya who are considering returning to Somalia.

2016d). The Somalia Protection Cluster raised concerns about the illegal detention of children on security related charges, including alleged association with the fighting. “During [the third] quarter, 124 children were detained compared to 97 children during the second quarter of 2016, thus demonstrating an increase in the number of children affected in [the third] quarter” (*ibid.*).

Some stakeholders consulted in Mogadishu pointed out that the IDPs are more likely to face restrictions than the resident population because of gatekeepers, who allegedly restrict the movement of IDP in the camps. However, other stakeholder suggested that there is need to further investigate the problem.

Opportunities

Development actors are already implementing rule of law and security programmes in Mogadishu. There are opportunities for positive change but to realize them it is paramount that governance-oriented rule of law and security sector interventions continue to be prioritized. Organizations that have a mandate on protection would benefit from scaled up rule of law and security programmes, as the latter will hopefully contribute to increase the capacity of the government to protect its citizens regardless of clan affiliations, gender, age, and displacement status.

SAFETY AND SECURITY

Indicator 3: *Percentage of IDPs/returnees who have adequate access to police and judiciary, when needed, compared to the resident population*

Overall Rating and standard(s): The indicator is rated orange. Access to police and justice is uneven; however informal mechanisms exist. (For applicable standards, see indicators under protection.)

Analysis: There is a police station in each district of Mogadishu, as well as an office that is meant to coordinate police activities for the entire city.¹⁰ According to recent assessments, police carries out regular night patrols. However, the number of police officers is insufficient in proportion to the population and size of Benadir region.¹¹ Besides the police, other national security providers, namely the National Intelligence and Security Agency (NISA) and the Somali National Army (NSA), are also active in Mogadishu. (In addition to national security agencies, the African Union mission in Somalia plays a role in the provision of security, although it is regarded with mixed feelings by local communities.) At the community level, traditional elders and religious leaders also contribute towards security, usually through District Peace Committees.

DRC protection assessment finds out that almost all GBV incidents have been reported, either to community elders (70%), police (37%) or local authorities (21%); however, 16% of those who experienced GBV indicated that they did not report the incident (DRC 2016). The assessments points out that most of the IDPs and host community victims reported their GBV cases to the local elders, while most returnee victims reported to the police (*ibid.*).

Data from the GBV cluster shows that GBV prevention and response activities benefitted 32,789 (17.5%-Girls, 14.2%-Boys, 47.7% women, and 20.6% men) between April and June 2017 across Somalia through advocacy, counselling, capacity building and clinical management. However, the DRC assessment points out that “clinical management of rape is [...] inadequate in most facilities” and that “post-rape kits were evidently not in stock for most major health facilities or even local health centres such as Mother and Child Healthcare (MCH) centres.” (DRC 2016).

The consultation process highlighted that, although IDPs and returnees have equal access to police as the rest of the population, access to police is often not adequate.

Indicator 4: *Percentage of IDPs/returnees feeling safe in their current place of residence compared to local population*

¹⁰ Assessments carried out by UNHCR partner agencies for the Country of Origin working group. The aim of these assessments

¹¹ *Ibid.*

Overall Rating and standard(s): The indicator is marked orange. Data suggests that IDPs and interviewed returnees feel safer in general in the host community. However, their living conditions do not appear to be as good and secure as the resident population. (For applicable standards, see indicators under protection.)

Analysis: DRC protection assessment reveals that the majority of interviewed returnees and IDPs (65% and 59%, respectively, with an average of 62% for both groups) feel that security conditions in the host community in Mogadishu, Kismayo and Dhobley are less risky than those of their places of origin (DRC 2016). The remaining 35% of interviewed returnees and 41% of IDPs reported their conditions as more risky than those of their places of origin (*ibid.*). In Mogadishu the percentage of both returnees and IDPs feeling more secure than their place of origin is 66%, whereas in Dhobley is 94% and in Kismayo only 33% (*ibid.*)

With regard to living conditions, the DRC assessment finds out that “a large number of refugee returnee (51%), IDPs (56%) and local residents (42%) households reported the living conditions as bearable” (*ibid.*). However, living conditions of IDPs and interviewed returnees appear to be worse than local residents. About 25% of the returnees and 19% of the IDPs reported unbearable living conditions, whereas only 0.5% of local residents reported that their living conditions are unbearable. Moreover, the majority of local residents (58%) reported that their conditions are good and secure; on the contrary, only 25% of IDPs and interviewed returnees reported that their conditions are good and secure. That said, these figures have to be taken with cautious in the case of returnees, since the sample of interviewed returnees may not necessarily be representative of the entire population of returnees in Benadir.

The consultation process highlighted that there are still some challenges. While some stakeholders concurred that IDPs and returnees do not face any specific challenge and feel as safe as the rest of the population, other stakeholders pointed out that this improvement is limited to residential urban areas and that the situation in IDP settlement in the outskirts of the city is not positive. The views of stakeholders in Mogadishu echo the views of stakeholders from Baidoa and Kismayo.

Opportunities

The FGS policy framework on displacement takes a commitment to “monitor [...] return and relocation movements and report [...] security incidents to the police for follow up” (FGS 2016b). This suggests that there are opportunities for positive changes, but more has to be done to put this commitment into practice.

It is likely that the return process, coupled with the on-going displacement of rural populations affected by the drought towards urban centres, including Mogadishu, will put pressure on provision of security services in the city. It is not expected that the current influx of returnees and new IDPs in Mogadishu will considerably change in the short term the population demographic of the city. However, since the city has not been able to successfully cope with the 369,288 estimated IDPs (figures from UNFPA in 2014), a further influx of returnees and IDPs may have a considerable impact. That said, if investments in rule of law and security programmes are maintained despite the current emergency response, it would be possible to increase access of general population to police. Additional measures such establishing gender desk in police posts, and a more diverse police force that includes police officers from minority clans could ensure that more IDPs and returnees would feel comfortable in reporting cases to the police.

SOCIAL COHESION

Indicator 5: *Percentage of IDPs/returnees who do not face any form of stigmatization (verbal violence, insults, exclusion, etc.) in their current place of residence, compared to local population*

Overall Rating and standard(s): The indicator is marked orange. Although current data suggests that returnees and IDPs do not face any form of stigmatization, technical staff in Mogadishu pointed out that IDPs and returnees can be discriminated on the basis of their minatory clan status.

Analysis: The assessment from DRC finds out that the majority of returnees (68%) and IDPs (59%) in Mogadishu, Kismayo and Dhobley are happy with the reception by the host community. Only about 2% of returnees and IDPs feel perceived as competitors and do not interact with the host community. With regard to Mogadishu, 41% of respondents feel that host communities actively welcome and help them to settle, while 50% stated that host communities welcome them but do not assist them (in Kismayo the proportion of respondents is 32% and 68%, whereas in Dhobley is 20% and 74%) (DRC 2016).

However, consulted stakeholders in Benadir pointed out that IDPs and returnees can be discriminated on the basis of their minority clan status. The views of the stakeholders echo the views of a position paper from NRC, which warns that “refugee returns to Somalia will increase pressure to the already insufficient services in existing communities, such as health, water and education” and that refugee return “will also fuel tensions with existing communities if not managed carefully” (NRC 2016b).

Indicator 6: *Percentage of IDPs/returnees feeling they are accepted in the community where they live compared to resident population*

Overall Rating and standard(s): The indicator is marked orange/green. Available data suggest that the IDPs are generally, although not always, accepted in the host communities.

Analysis: A study from DRC revealed that 38% of returnees and 36% of IDPs feel fully accepted and safe in host community, while 44% and 50% of returnees and IDPs respectively feel somehow accepted and safe in the host community. On the other side, 16% of returnees and 13% of IDPs feel somehow not accepted and not safe, and 1.5% and 1% of returnees and IDPs feel not accepted at all and insecure (DRC 2016). In Mogadishu, 30% of the respondents think that returnees and IDPs are fully accepted and safe in the host community, 51% think that returnees and IDPs are somehow accepted and safe, 16% think that returnees and IDPs are somehow not accepted and not safe, and only 3% think that returnees and IDPs are not accepted at all and insecure with the host community (in Kismayo the proportion is 75%, 24%, 1% and 0%, respectively, and in Dhobley is 14%, 68%, 17% and 1%, respectively) (*ibid.*) Views of technical staff consulted in Mogadishu are generally in line with these findings.

Opportunities

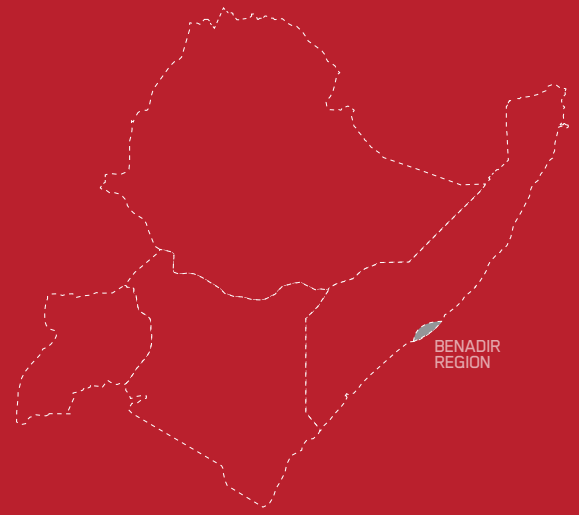
Similar to Lower Juba and Bay, the mapping of interventions in Benadir region shows that there are not many interventions that directly address social cohesion. This is probably due to the fact that emergency interventions may not have an explicit aim to improve social cohesion. Well-designed emergency interventions would adopt a “do-no-harm” approach that ensures that their interventions do not fuel conflicts between target populations; however improving co-existence among clans with history of conflict may be besides their scope of providing immediate relief. On the other side, there are some governance-oriented interventions at community level, whose aim is to improve coexistence and social cohesion (for example, the community-driven safety and recovery programmes previously implemented in Mogadishu by DRC and the Danish Deming Group (DDG), but they are still limited in number.

Conflict analyses, such as the one being carried out by DDG, will shed more light on the relationships and trust between host communities, returnees, old IDPs and new IDPs. These analyses will ascertain to what extent the on-going return process and the current displacement is altering the demographics in Mogadishu, and, therefore, the delicate balance of power among clans.

It is paramount that aid agencies that do not have conflict-sensitivity or do-no-harm tools in their programming adopt a conflict-sensitive approach as soon as possible to avoid exacerbation in the relations between IDPs and host communities. Whenever possible, they should be ready to invest more in interventions that are aimed at restoring trust and relationship between host communities and returnees/host, should conflict analyses show that stigmatization is on the rise and acceptance is less common.

It is acknowledged that agencies with a mandate on service delivery and livelihoods may not have the expertise to address issue of social cohesion. However, as the success of their (re)integration efforts heavily depends on the capacity to deliver assistance without fuelling conflict and tensions, it is recommended that these agencies partner with more specialized organizations that have expertise on conflict management.

**SOLUTIONS FRAMEWORK
BENADIR REGION, SOMALIA 2017**



MATERIAL SAFETY



**Adequate Standard of Living
(Access to basic and social services)**

Percentage of IDPs/returnees with food consumption comparable to local population and as per international/national standards

Prevalence of GAM/SAM among IDPs/returnees compared to resident population and as per national/international standards

Percentage of IDPs/returnees with adequate access to potable water, sanitation and hygiene compared to local population and as per international/national standard

Percentage of IDPs/returnees with adequate access to health care compared to resident population or national average as appropriate

Percentage of IDP/returnee children with adequate access to formal education compared to resident population or national average as appropriate

Percentage of IDPs/returnees who have adequate access to safety net interventions or receive remittances from abroad compared to local residents with comparable needs



**Access to Livelihoods
(Job creation and income generation)**

Percentage of IDPs/returnees who faces legal or administrative obstacles to employment or economic activity compared to resident population

Unemployment among returnees compared to the resident population, the situation before displacement or the national average, as appropriate

Percentage of IDPs/returnees who have access to sustainable employment conditions compared to local residents

Poverty levels among IDPS/returnees compared to the resident population, the situation before displacement or the national average, as appropriate



Housing, Land & Property

Percentage of IDPs/returnees with adequate housing (not overcrowded housing/shelter and/or precarious structure and/or at risk of sudden eviction) in comparison to the resident population

Existence of effective and accessible mechanisms to ensure access to land and/or secure tenure

Percentage of IDPs/returnees with lost HLP who have had their claims resolved, compared to the resident population

Percentage of IDPs/returnees who have secured right to Housing, Land and Property (with documents to prove ownership/tenancy) compared to resident population

All indicators refer to the attainment of benchmarks for a refugee / returnee in comparison to the host community

- The indicator is well on the way to being achieved
- Some obstacles exist and the indicator has not been fully met

- The indicator is far from met
- Data unavailable
- Incomplete data exists

MATERIAL SAFETY

Analysis

The mapping of interventions currently on-going in Benadir region shows that, while the Solutions framework indicators under material safety are being targeted, the level of support provided by aid agencies may not be sufficient to adequately address the needs of an estimated IDP population of 369,288 (figures from UNFPA in 2014).

In Mogadishu a number of humanitarian INGOs and UN agencies have been particularly active in supporting IDPs and host communities with the provision of basic services, namely ACF, ADRA, Concern, CISP, DRC, IOM, IRC, Mercy Corps, NRC, Relief International, Save the Children and Zamzam Foundation. The work of INGOs is often complemented by a number of active national NGOs. Moreover, there are several resilience or livelihood interventions, which are often implemented by consortia of NGOs or UN agencies, such as Building Resilient Communities in Somalia (BRCiS) and the UN Joint Programme on Youth Employment.

With this regard, the analysis shows that many indicators are not being met. It is likely that the return process, coupled with a possible displacement of rural populations affected by the drought towards urban centres, including Mogadishu, will put further pressure on provision of basic services in the city. Although the additional number of returnees and new IDPs may not have a big demographic impact on a population of more than 1.6 million inhabitants, a further influx of people who may not be able to access the labour market and may not have the financial means to access services will just make the situation more precarious and the achievement of durable solution a more distant prospect.

Limitations

No or partial quantitative data was available for the following indicators:

- Percentage of IDPs/returnees who have access to sustainable employment conditions compared to local residents;
- Unemployment among refugees compared to the resident population, the situation before displacement or the national average, as appropriate;
- Percentage of IDPs/returnees who have access to sustainable employment conditions compared to local residents;
- Poverty levels among returnees /refugees compared to the resident population, the situation before displacement or the national average, as appropriate;
- Percentage of IDPs/returnees who have secured right to Housing, Land and Property (with documents to prove ownership/tenancy) compared to resident population.

Gaps and Obstacles

Most of current interventions have a short-term emergency focus whose aim is to deliver life-saving activities in a timely fashion. While these interventions offer a crucial relief that will alleviate the suffering of displaced populations, their relief will only be temporary, as their timeframe and scope are not long and wide enough, to tackle the root causes of displacement and ensure that displacement population can be promptly integrated in their new communities or reintegrated in their communities of origin. Employment and income generation interventions have the potential to integrate displaced populations. However, these interventions often have a short-term focus as they usually rely on public work schemes (cash for work) with a limited duration (between three and six months). Income generating schemes are meant to create more lasting opportunities, as they rely on training coupled with an injection of capital (or in-kind kits) for would-be entrepreneurs. However, their success rate, measured in number of businesses that generate sufficient and sustained income to escape poverty, is low.

At the same time, there is a risk that current safety nets interventions based on cash programmes may not be adequate to cater for the increased number of people in need, unless they are scaled up. At the time of the drafting of this report it was still uncertain whether cash or voucher-based programmes, which proved to be successfully in responding to the famine of 2011, would be adequately scaled up.

Opportunities to inform immediate reintegration needs and longer term programming

This section suggests areas that should be prioritized in the immediate term in order to reverse negative trends that disproportionately affect displaced communities.

First, donors should allocate more resources to ensure that all returnees receive sustained support, regardless of the timing of their return, in order to avoid misperceptions among returnees that some groups are treated differently. UNHCR has introduced a harmonised package for all returnees regardless of Country of Asylum, but due to funding limitations it has been only able to provide an enhanced package to returnees who arrived after its introduction. In addition, UNHCR partners should ensure that potential returnees clearly understand whether they are entitled to all components of the return package, or just a part of it, before they decide to return to Somalia - the shelter and education grants are conditional and subject to qualifying criteria - to avoid frustration and economic hardship after they have returned.

Second, there is need to invest more on income generation and job creation programming that can be sustained over time. To ensure the sustainability of aid-funded interventions, implementing agencies should work in close partnership with the private sector. There are already examples of collaboration between aid agencies and private sector actors, mainly around training and job placement opportunities, but often this collaboration terminates when a project ends. A more sustainable approach would envisage a situation where private sector actors (for example business associations) would co-fund sound projects implemented by aid agencies. This would allow the private sector to continue reaping the benefits of these projects after aid funds will terminate.

Third, donors and implementing partners should invest more to increase access to basic and social services, namely education, health, water, hygiene and sanitation, and shelter. Implementing partners should keep a balance between supply-side of services and demand-side for services. Whenever possible, they should boost the demand-side for services by providing conditional cash or vouchers to targeted families. Donors and implementing partners should prioritize long-term safety net programmes that work in partnership with private donors and diaspora to avoid targeting gaps or overlaps, and ensure that every eligible household benefits from adequate support.

Finally, humanitarian interventions should explore innovative ways to create convergence of their objectives with the objectives of recovery/development interventions. This could be done, for example, by setting conditional cash transfers for 'collective action' in order to encourage community members to mobilize resources for communal projects. Recovery/development interventions would, in turn, build their governance-oriented interventions on an increased collective action capacity and trust among communities.

ADEQUATE STANDARD OF LIVING

Indicator 7: *Percentage of IDPs/returnees with food consumption comparable to local population and as per international/national standards*

Overall Rating and standard(s): The indicator is rated red/orange. New data suggests that food security has deteriorated across Somalia, and that IDPs are more insecure than the rest of the population. It is expected that current and upcoming interventions will be able to mitigate the effects of low food consumption by increasing access to food. It is important to note that there is no disaggregated data for returnees, so the rating is based on data for the general population and IDPs.

Applicable standards for rating: Sphere Minimum Standards on food security and nutrition and Integrated Food Security Phase Classification (IPC).

IPC is a set of tools and procedures to classify the severity of food insecurity using a widely accepted five-phase scale.¹² IPC is used by the Food Security and Nutrition Analysis Unit (FSNAU), a project of the Food

¹² IPC classifies areas according to the following phases IPC Phase 1=Minimal; Phase 2=Stressed; Phase 3=Crisis; Phase 4=Emergency; and Phase 5=Famine.

and Agriculture Organization (FAO), and the Famine Early Warning Systems Network (FEWS NET), a project funded by USAID.

Analysis: The latest bulletin from the FSNAU and FEWSNET warns that “following a poor [...] Gu season [from April to June 2016] and failed [...] Deyr season [from October to December 2016], food security has deteriorated significantly across Somalia, with an increasing number of people facing Crisis (IPC Phase 3) and Emergency (IPC Phase 4) acute food insecurity, and in need of emergency food assistance” (FSNAU and FEWSNET, 2017). Areas of greatest concern include southern agricultural and agro-pastoral areas and north-eastern pastoral areas. The FSNAU and FEWSNET bulletin adds that “if the 2017 Gu season is also poor, as currently forecasted, the severity and magnitude of food insecurity will be even larger than currently anticipated” (*ibid.*). “In a worst-case scenario where the 2017 Gu season performs very poorly, purchasing power declines to levels seen in 2010/11, and humanitarian assistance is unable to reach populations in need, Famine (IPC Phase 5) would be expected” (*ibid.*).

Disaggregated data and analysis for Benadir region was provided in the FSNAU technical release of September 2016. According to FSNAU data, 355,000 people were likely to face acute food security crisis (IPC3) through December 2016, whereas 15,000 people were likely to face acute food security emergency (IPC4). Moreover, 833,000 people were categorized under the Stressed category (IPC Phase 2) (FSNAU 2016d).¹³ IDPs were especially affected. FSNAU overview of food insecurity in July 2016 showed that only IDP population were under both Crisis and Emergency phase in Benadir region (FSNAU 2016b). All of 355,000 people in IPC3 and all 15,000 people in IPC4 were IDPs.

With regard to food prices and availability, according to an FEWS-NET and FSNAU analysis of last December, “sorghum prices [increased] in Hiran (30%), Bay (26%), and Gedo (15%), Bakool (14%) and Central (7%) markets over the same period, due to anticipation of poor Deyr 2016 harvest” (FEWS NET and FSNAU 2016). On the other hand, “local cereals [were still] available in most markets, due to Gu 2016 available stocks” (*ibid.*). “An additional recent off-season harvests (September/October), and release of carry-over stocks by most middle and better-off wealth groups [contributed] to a reduction in white maize prices in Juba markets by 14-19 per cent and in Middle Shabelle markets by 29 per cent between July and November 2016” (*ibid.*). Relative to projections for 2017, FEWS NET and FSNAU expected the “food markets [...] to remain generally well supplied during the first quarter of 2017 as imports are available at relatively low and more stable international prices, especially for cereals (rice and wheat flour)” (*ibid.*). However, it warned that “supplies from the 2016 Deyr harvest are likely be exhausted fast” and that “this in turn is likely to put an upward pressure on prices of local cereals as of February” (*ibid.*).

According to the DRC protection assessment, 41% of interviewed returnees have a poor Food Consumption Score (FCS),¹⁴ whereas 29% of IDPs and 9% of resident population have a poor FCS (DRC 2016). These findings, however, have to be interpreted with cautious. The report does not explain this apparent contradiction between the FCS of IDPs and returnees, as it would be reasonable to expect that returnees have a FCS comparable to IDPs, if not higher thanks to the UNCHR-funded return package.

Indicator 8: Prevalence of GAM/SAM among IDPs/returnees compared to resident population and as per national/international standards

Overall Rating and standard(s): Indicator is rated red/orange. Current analysis suggests that higher percentage of IDPs is affected by malnourishment than the rest of the population. Moreover, the same analysis notes a deterioration in the nutrition situation of IDPs in Mogadishu. It has to be noted that there is no disaggregated data for returnees, so the rating is based on data for the general population and IDPs.

Applicable standards for rating: Sphere Minimum Standards on food security and nutrition and Global Acute Malnutrition (GAM) prevalence.

¹³ At national level the combined figure of people that were likely to face acute food security Crisis and Emergency through December 2016 was 1,139,000; this represented a 20 per-cent increase compared to previous reporting period from February to June 2016. The figure at country level for people under the Stressed category almost reached 3.9 million.

¹⁴ FCS is a composite score based on dietary diversity, food frequency, and relative nutritional importance of different food groups. The household respondents were asked about the frequency of food consumption (in days) that they ate in the past 7 days preceding the interview date. The consumption frequency of each food group was multiplied by an assigned weight that is based on its nutrient content. See WFP, Food consumption analysis Calculation and use of the food consumption score in food security, 2008.

Analysis: Results of a nutrition assessment conducted by FSNAU across Somalia after the “Deyr” rainy season between October and December 2016 show a rapid deterioration in the nutrition situation among IDPs in Mogadishu (FSNAU 2016e). The post Deyr 2016 assessment indicates “an improvement in nutrition situation among IDPs in Dolow, Dhobley, Baidoa, Kismayo and Berbera” (*ibid.*). However, the assessment noted a rapid deterioration since July 2016 among Mogadishu IDPs, Dhusamreb IDPs in South central region and Qardho IDPs in northeast region (*ibid.*).

Specifically for Mogadishu, “IDP settlement shows an evolving humanitarian situation with critical levels of acute malnutrition and high mortality rates” (FSNAU 2016e). The “Deyr” assessment recorded “a GAM prevalence of 16.6 per cent and SAM prevalence of 4.0 per cent indicating a Critical nutrition situation which reflect deterioration when compared with GAM rate of 14.7per cent recorded in Gu 2016 and GAM rate of 11.4 per cent recorded in Deyr 2015” (*ibid.*). FSNAU warns that “the severe acute malnutrition rates are also nearly double from the levels observed in Deyr 2015 and increase from Gu 2016 (3.5%)” (*ibid.*).

Note: A nutrition situation is considered Critical when Global Acute Malnutrition (GAM) prevalence is 15 per cent or higher).¹⁵

Indicator 9: Percentage of IDPs/returnees with adequate access to potable water, sanitation and hygiene compared to local population and as per international/national standard

Overall Rating and standard(s): Indicator is rated orange. There are a number of WASH (Water, Sanitation and Hygiene) interventions that improve access to water and sanitation. That said, IDP population has less access to water and sanitation than the rest of the population.

Applicable standards for rating: Sphere Minimum Standards on WASH.

Analysis: Assessments carried out by agencies on the ground provide information on the water and sanitation in Mogadishu.¹⁶ With regard to water, in Mogadishu there are 126 privately owned boreholes. The price of water from these boreholes ranges from USD 0.8 to 1.5 per cubic metre. In addition, there are 12 privately run shallows wells. Both boreholes and wells have water treatment processes in place. In IDP settlements including KM13-15 Sarkust, Tabelaha Sheik Ibrahim, Jacadda Shabelle and Waydow, water is provided free of cost by humanitarian organizations, namely NRC, Concern Worldwide, ARC, Danish Refugee Council (DRC), Save the Children International (SCI), Islamic Relief (IR) and the International Organization of Migration (IOM). In Mogadishu there is also a waste collection system, which is run by private companies.¹⁷

With regard to sanitation, the protection assessment from DRC in Mogadishu, Kismayo and Dhobley shows that interviewed IDPs have less access to toilets with piped sewer system, toilets with septic tank, or flush toilets than local residents (2% of IDPs compared to 20% of local residents) (DRC 2016). Returnees appear to have a lower access than local residents (8% compared to 20%). However, this figure has to be taken with caution, since it is not clear whether surveyed returnees are representative of the entire returnee population or only poorer returnees who live nearby IDPs settlements. The majority of IDPs use either ventilated improved pit latrine (VIP), pit latrine with slab, or pit latrine without slab / open pit (91%), while only 2% uses bush or open field (*ibid.*). Figures for surveyed returnees are 81% and 10%. It has to be noted that these figures are aggregated for the three locations. In Mogadishu, only 1% of the three combined population groups make use of bush or open field (*ibid.*). (It is likely that this 1% is represented by IDPs who live in the outskirts of the city).

Consulted stakeholders in Mogadishu felt that access to water, sanitation and level of hygiene is not adequate in IDP settlements. They pointed out that IDPs have less access to water than the rest of the population also because their limited capacity to buy water from private providers.

¹⁵ All children with weight less than 80% of the median weight of children with the same height in the reference population are classified as GAM. The World Health Organization describes Moderate Acute Malnutrition (MAM) as GAM in the 79% - 70% range, and Severe Acute Malnutrition (SAM) as GAM below 70%

¹⁶ Assessments carried out by UNHCR partner agencies for the Country of Origin working group. The aim of these assessments is to provide information to refugees in Kenya who are considering returning to Somalia.

¹⁷ *ibid.*

Indicator 10: Percentage of IDPs/returnees with adequate access to health care compared to resident population or national average as appropriate

Overall Rating and standard(s): This indicator is rated orange. Health care services, both public and private, are available but IDPs and poor residents are not able to access private health care providers.

Applicable standards for rating: Sphere Minimum Standards on health.

Analysis: Assessments carried out by agencies on the ground provide information on health facilities in the area.¹⁸ In Mogadishu there are 61 referral hospitals, of which 50 are private and 11 are public (the main public hospitals are the “Erdogan” hospital, supported by the Turkish government, and Zam-Zam Egyptian hospital. There are 91 health centres, of which 74 are privately owned and 17 are supported by local NGOs.¹⁹

The protection assessment from DRC finds out that “main public hospitals (39.2%), local NGO dispensaries (25.4%), and private pharmacies (17.7%) are the main healthcare facilities visited by the assessed households” (DRC 2016). The assessment analysis reveals that “returnees and IDPs rely more on local NGOs dispensaries and hospitals compared to local residents, while local residents depend more on private pharmacies” (*ibid.*). The assessment survey shows that “residents of Mogadishu use more of local NGO hospitals and dispensaries as compared to their counterparts in Kismayo and Dhobley” (*ibid.*). In terms of time take in accessing health facilities, 70.6% of the respondents spend less than thirty minutes, while the rest spend more than thirty minutes (*ibid.*).

Consulted stakeholders concurred that health care services are available to the whole population although the level of access varies among different populations groups, with IDPs and poor residents not able to access private health care providers.

Indicator 11: Percentage of IDP/returnee children with adequate access to formal education compared to resident population or national average as appropriate

Overall Rating and standard(s): Indicator is rated red/orange. Assessments show that education services are available in Baidoa. However, IDPs and rural populations have less access to education.

Applicable standards for rating: Minimum Standards on Education in Emergencies.²⁰

Analysis: Assessments carried out by agencies on the ground provide information on education facilities in the area.²¹ In Mogadishu there are 102 Early Childhood Development (ECD) centres (there is registration fee around 5-10 USD and monthly fee of USD 15-25 half day and 40-50 full day). There are approximately 250 primary schools, of which 222 are private and 28 are supported by local and international NGOs (there is a registration fee of 5-7 USD and monthly fee of about 7-25 USD, the quality of the schools varies). It is estimated that there are at least 200 secondary schools, of which 30 supported by international NGOs and the remaining are privately run. (Most secondary schools charge fees between 15-40 USD per month). There are 100 tertiary institutions of which 20 are public and 80 are privately run.

The majority of the schools use English and Arabic as the language of instruction. Mogadishu has different education “umbrellas”, which have their own policies and different curricula. The Ministry of Education (MoE) is gradually taking over from education umbrellas and has conducted unified national examinations in Benadir region in the 2015 and 2016 school years. Vocational training in Mogadishu is available for a fee from KAASHIF, WARDI, SOCWE, SOMCET, KANAVA, GABALDAYE and many others in Benadir region. Some NGOs provide financial support to some of the students.

¹⁸ ents carried out by UNHCR partner agencies for the Country of Origin working group.

¹⁹ *ibid.*

²⁰ See http://www.unicef.org/violencestudy/pdf/min_standards_education_emergencies.pdf for more information, accessed 25 April 2016

²¹ Assessments carried out by UNHCR partner agencies for the Country of Origin working group with the aim to provide information to refugees in Kenya who are considering returning to Somalia.

According to a protection assessment by DRC in Mogadishu, Kismayo and Dhobley, “69% of the returnees and IDPs have one or more members enrolled in either religious or secular education while 31% do not have any children in any form of school” (DRC 2016). However, it appears from the assessment survey that IDPs, as well as interviewed returnees, have a lower enrolment rate than the host community. The assessment finds out that “the number of school-going children to religious institutions is higher than those going to formal schools across the three locations” (*ibid.*) “Majority of the school-going children (47%) are enrolled in madrasas, [...] 37% are enrolled in primary schools, and 11% and 10% in local and religious community school (*duks*) and secondary schools respectively” (*ibid.*).

Stakeholders consulted in Mogadishu acknowledged that there are a variety of schools in Mogadishu, but pointed out that IDPs and vulnerable or poor returnees have less access to education than resident population due to their more limited capacity to access formal education provided by private schools.

Note: Data at national level used in the National Development Plan shows that gross enrolment for primary education is very low at 30 per cent and that the gross enrolment for secondary education rate is 26 per cent (FGS 2016a).

Indicator 12: *Percentage of IDPs/returnees who have adequate access to safety net interventions or receive remittances from abroad compared to local residents with comparable needs*

Overall Rating and standard(s): Indicator is rated orange. Returnees are as likely as any other resident to receive remittances from relatives abroad. However, IDPs are likely to receive less remittances than resident population since poorer families originally from rural areas may not have many relatives abroad. Both returnees and IDPs have access to cash or in-kind transfers from aid agencies. However, there is a risk that agencies providing cash transfers or food vouchers be forced to reduce the value per head of their transfers to cater for an increase number of people in need, if their funding is not proportionally increased.

Analysis: UNHCR allocated a supplementary budget of USD 50.3 million for 2016 to address the needs for 50,000 Somali refugees in Kenya who are likely to return to Somalia (UNHCR had appealed for USD 153 million, but received approximately 33% of the amount requested). The return assistance package is composed of the following: reinstallation grant of USD 200 per person regardless of family size; subsistence package, that is a monthly instalment of USD 200 per family for six months; food assistance, that is a monthly food ration, which has been increased to the full minimum expenditure basket and extended from 3 to 6 months; an improved standard Non-Food Items (NFI) package; an education grant of USD 25 a month per child for 4 months and a shelter grant up to USD 1,000 per family (education and shelter grants are conditional) (UNHCR 2016d).

It has to be noted that there are discrepancies in the way returnees receive assistance. Returnees that have returned before the new package was put in place received a smaller assistance package than the current one due to funding limitations. There is a risk that the on-going drought response inadvertently put a strain on reintegration process as aid originally meant for reintegration activities may be reallocated to emergency activities.

Consulted stakeholders concurred that returnees have in general good access to cash or in-kind transfers from aid agencies and that they are as likely as any other resident to receive remittances from relatives abroad. Stakeholders suggested that IDPs are likely to receive less remittances than resident population since poorer families originally from rural areas may not have many relatives abroad.

Opportunities

With regard to food security and nutrition, aid agencies need to draw from best practices and lessons learnt from the response to the famine of 2011, which relied primarily on cash transfers to restore the purchasing power of people affected by the drought. On the onset of the 2011 crisis, there was not a consensus on the use cash-based interventions, as proponents on in-kind assistance were concerned that cash transfers would have created inflationary pressures, which, in turn, would have offset the benefits of the same transfers. Donors and most of the agencies eventually adopted cash transfer modalities. (Studies on the response of 2011 famine have shown that cash transfers did not create upward pressures on food prices). Cash transfers

have largely proved to be successful and should be considered as the default option to deliver support, unless there are proved reasons that require the use of in-kind support. This would avoid unnecessary repetition of debates that were already held and solved.

With regard to malnutrition, the analysis of data pointed to a deterioration in the nutrition situation of IDPs in Mogadishu. There is a risk that the situation may further deteriorate due to a sudden increase of IDPs and refugee returnees, and further stresses, especially if funding decreases. In order to bring positive changes there is need to increase the number or scope of interventions that address this indicator. The NDP reports that the “Joint Health and Nutrition Programme (JHNP) aims to support sustained and improved reproductive, maternal, new-born and child health (RMNCH) and nutrition outcomes for Somali women, girls, children and their communities” (FGS 2016a). This programme is definitely a positive intervention, and more should be done to ensure it reaches out to IDP and returnees populations outside urban areas. Moreover, to avoid further deterioration, there is need to have a more concerted effort between humanitarian agencies and development agencies. Malnutrition, as well as food insecurity, is a recurrent problem in Somalia. A short-term approach may not be enough to tackle the root causes of the problem.

With regard to water, sanitation and hygiene, there is opportunity for change since there are a number of interventions in the WASH sector. Moreover, the Somalia Infrastructure Fund (SIF) has investments on water and sanitation in the pipeline. That said, IDP settlements in the outskirts of Mogadishu will still experience a lower level of access to water, sanitation and hygiene practices, unless upcoming investments are able to expand their geographical coverage. As such, priority should be given to long-term interventions that have sufficient scale to provide affordable water to IDP populations as well.

With regard to health, the opportunity for change is hindered by the fact that on-going interventions in the health sector may not be enough to cater for the increased demand of health services and that their potential is limited by the short-term nature of their funding. In order to reverse this trend, there is need to have innovative approaches that combine public provision of health services with regulated private provision. Since poor families, notably the majority of IDPs, may struggle to pay for health care services, aid agencies could boost the demand for services through the use of health vouchers, possibly with private funding as well. To do so, health agencies could make use of the infrastructure used for food vouchers and other cash transfers (for example, the registration system of the World Food Programme).

With regard to education, there are a number of on-going interventions in the education sector that are aimed at increasing the enrolment rate of IDPs and refugee returnees, notably rehabilitation of public schools and salary support to teachers. More interventions are in the pipeline. However, it seems that their impact will be limited if families of IDPs and returnees will not have the financial means to pay for school fees and other related expenses. Data on access to education (although incomplete) suggests that primary cause of the lower enrolment rate of children of IDP and poorer returnee families is lack of financial means. If school vouchers are provided, there is a chance that the situation will improve in the near future.

With regard to safety nets, there is need to increase the scope and coverage of on-going interventions that are aimed at providing safety net for vulnerable population. The most notable intervention is the return package for voluntary returns. Moreover, there are other cash-based programmes that support IDPs and vulnerable resident population. That said, the support provided by these intervention has a short duration, normally between 3 and 6 months. Even before the drought-induced emergency, current interventions did not appear to be adequate. Expected funding for 2017 is meant to target new beneficiaries, which means that current beneficiaries, especially returnees, will face a dramatic drop of income as soon as the cash transfers will end. As the number of people in need has dramatically increased, current financial resources will be stretched even thinner, which means that financial support per capita would be further reduced. As such, there is need to properly fund safety nets, so that they can achieve a more durable goal of economically integrate vulnerable populations, and not only a more modest and less sustainable goal of just averting famine. In this regard, aid agencies should adopt other fresher approaches that leverage on the important role played by diaspora. Somali diaspora provide a lifeline support to their relatives in Somalia by remitting some US\$1.4

billion a year.²² However, poorer families who do not have relatives abroad do not benefit from remittances. Aid-funded safety net could leverage on remittances to ensure that a share of remittances also go to poorer families without relatives abroad (this can be achieved by having donor-funded safety nets also co-funded by diaspora organizations).

ACCESS TO LIVELIHOODS

Indicator 13: *Percentage of IDPs/returnees who faces legal or administrative obstacles to employment or economic activity compared to resident population*

Overall Rating and standard(s): This indicator is marked white. Stakeholders pointed out that IDPs and, to a certain extent returnees, *face de-facto* obstacles. However, there is not sufficient data to ascertain the extent of the problem.

Analysis: Consulted stakeholders pointed out that IDPs and refugee returnees face several obstacles. Stakeholders reported that IDPs and returnees find it difficult to obtain references for prospective employers. Perceived corruption of government officials and the existence of gatekeepers appear to exacerbate the problem.

As the FGS policy on displacement takes a commitment towards the “re-establishment of livelihoods, creation of alternative livelihood options and inclusion in social welfare schemes.” it can be assumed that these are more de-facto obstacles rather than legal or administrative ones. More research will be needed to ascertain the extent of the problem.

Indicator 14: *Unemployment among returnees compared to the resident population, the situation before displacement or the national average, as appropriate*

Overall Rating and standard(s): This indicator is marked white with dotted lines. Some data exists but it is incomplete since it is not disaggregated for returnees and IDPs.

Applicable standards for rating: ILO Labour Force Survey

Analysis: According to the IOM Youth Employment report, “nearly a third of the youth surveyed (33.7%) defined themselves as with a job, but they are usually in a situation of underemployment” (Altai and IOM 2016). “These jobs are often part-time/occasional (35%) and nearly half of the employed youth (42%) have at least two simultaneous occupations (*ibid.*). “Uneducated youth, in particular IDPs, are the most affected by this issue” (*ibid.*). “The average level of income for youth with an occupation is USD 190 per month” (*ibid.*).

Consulted stakeholders pointed out that IDPs, and possibly refugee returnees, have considerably less employment opportunities than resident population. However, disaggregated data for IDPs and refugee returnees is not available. It can be assumed that those returnees who are not able to return to their areas of origin are likely to face similar challenges as IDPs, but it is not possible to reach any firm conclusion about their unemployment level. Moreover, due to lack of disaggregated data it is not possible to make a proper comparison between IDPs and poor residents. While it is broadly acknowledged that IDPs are amongst the poorest in Somalia, it is not clear whether IDPs are much poorer and affected by higher unemployment rates than the urban poor.

Indicator 15: *Percentage of IDPs/returnees who have access to sustainable employment conditions compared to local residents*

Overall Rating and standard(s): This indicator is marked white with dotted lines. Disaggregated data for IDPs and returnees is available; however more investigation is needed.

Applicable standards for rating: ILO Labour Force Survey

²² World Bank: <http://www.worldbank.org/en/news/press-release/2016/06/10/world-bank-makes-progress-to-support-remittance-flows-to-somalia>

Analysis: According to a protection assessment in Mogadishu, Kismayo and Dhobley, the “majority of the households in the three categories - returnees (60%), IDPs (64%), and local residents (50%) - reported that casual work is the biggest source of income and petty trading (22%)” (DRC 2016). Surveys from the assessment show that local residents in the three locations are more likely to be engaged in more sustainable economic activities, namely livestock, petty trade, commercial businesses and formal employment than IDPs and interviewed returnees (*ibid.*). IDPs and interviewed returnees depend on relief support more than the host communities (26% of IDPs and interviewed returnees compared to 13% of local residents) (*ibid.*). In Mogadishu, 33% of the three combined groups rely on casual work and 17% on relief support (*ibid.*).²³ However, the figures for returnees have to be put into context. Interviewed returnees are not necessarily representative of the entire population of returnees. The study methodology relied on key informants to identify areas where returnees leave. It is likely that these areas are inhabited by the poorest among the returnees, since better off returnees are likely to rent houses and be less ‘visible’, as they integrated more with the local population.

Consulted stakeholders pointed out that IDPs have less access to sustainable employment conditions compared to local residents, as IDPs are generally less educated than local residents. The same cannot be said for returnees, who may have a comparable level of education of local residents (if not higher, in some cases). More research on the status of returnees will be needed. (Ideally, future research that goes beyond Mogadishu should include IDP returnees, a sub-group of returnees whose situation is not properly studied.)

Indicator 16: *Poverty levels among IDPS/returnees compared to the resident population, the situation before displacement or the national average, as appropriate.*

Overall Rating and standard(s): This indicator is marked white with dotted lines. Some data exist but it is incomplete since it does not allow direct comparison between returnees, IDPs and the rest of the population

Applicable standards for rating: World Bank High Frequency Survey

Analysis: World Bank High Frequency Survey reports that “poverty ranges between 35 and 71 per cent in Somalia across different parts of the population” (WB 2016b). The study finds out that “the poverty rate in Mogadishu is similar to other urban areas while rural areas are poorer” and that “most people in IDP settlements are poor” (*ibid.*). “Household receiving remittances are better off than household that do not receive remittances” (*ibid.*).

While this data provides a good understanding of the situation of IDPs, it is still not enough for the purpose of rating the overall indicator as it cannot be assumed that returnees are affected by poverty as much as IDPs. Stakeholders consulted in Mogadishu provided useful insights about the situation of IDPs but were not able to shed light on the situation of refugee returnees, most likely because their lower number compared to IDPs. For this indicator there is need to have data for all demographic groups (resident population, IDPs and returnees) from surveys that use a common definition of poverty. Upcoming household surveys from World Bank will hopefully address this knowledge gap.

Opportunities

The fact that the government has a policy on displacement, which includes livelihoods for IDPs and returnees, suggests that there are opportunities for improvement relative to employment opportunities for IDPs and returnees. That said, the existence of a policy is not enough, if this is not accompanied by an allocation of sufficient resources. There is need to have income generation activities and youth employment programmes that have longer time-frames and have the potential to provide long-lasting opportunities for targeted beneficiaries. There are a number of on going and pipeline initiatives, but they are not sufficient in scope and coverage to target all IDP and returnee populations that are currently struggling to get sustainable employment conditions.

To overcome these challenges, aid agencies need to work in close partnership with the private sector. Aid agencies should refrain from providing only short-term employment opportunities that will end as soon as donor funding is exhausted, and instead should work together with the private sector. Aid agencies should

²³ A breakdown for each location is available only for the three groups together. The limited size of the sample does not allow to have disaggregated data for each group in each location.

prioritize trainings for skills that are in strong demand. Market analyses are meant to provide aid agencies with a good understanding of what the job market needs. However, such analyses are prone to misinterpretation, since they may put emphasis on skills desired by beneficiaries of trainings, rather than on needs of employers. A more sustainable approach would be for aid agencies to establish long-lasting partnerships with business associations or established businesses. These partnerships would entail a two-pronged approach, where aid agencies would provide, either directly or indirectly, beneficiaries with trainings with placement opportunities, based on skills needed by the enterprises, and where these enterprises would then hire the most qualified trainees. A new intervention from the ILO goes into this direction; it is expected that other agencies will fine-tune their approaches.

HOUSING LAND AND PROPERTY

Indicator 17: *Percentage of IDPs/returnees with adequate housing (not overcrowded housing/shelter and/or precarious structure and/or at risk of sudden eviction) in comparison to the resident population*

Overall Rating and standard(s): This indicator is marked red/orange. Data and consulted stakeholders suggest that housing is not adequate for IDPs, as well as for poorer returnees.

Applicable standards for rating: Sphere Shelter and settlement standards, namely covered living space: “People have sufficient covered living space providing thermal comfort, fresh air and protection from the climate ensuring their privacy, safety and health and enabling essential household and livelihood activities to be undertaken.”

Analysis: The protection assessment by DRC points out that “majority of IDPs (80%) and refugee returnees (76%) live in temporary shelters” (DRC 2016). This percentage is higher when compared to local residents (only 14% live in temporary shelters) (*ibid.*). According to the assessment, 5% of IDPs, and 10% of interviewed returnees live in rented houses (compared to 39% of local population); 8% of IDPs and 11% of interviewed returnees live with relatives (compared to 11% of local population). Only 3% of IDPs and interviewed returnees own property (compared to 39% of local population) (*ibid.*). In Mogadishu, 42% of the combined three groups live in temporary shelters, 31% live in rented houses, 21% with relatives, and 7% own property (DRC 2016).²⁴

In addition, the assessment recorded through observation the conditions of the houses during the interviews. According to the assessment findings, the “majority (61%) of the locals reside in houses classified as of good condition and able to offer protection from rain and appropriate privacy compared to returnees (20%) and IDPs (15%)” (*ibid.*). Majority of returnees (45%) and IDPs (54%) reside in houses classified as poor with worn out materials, prone to leakages and in need of repairs (*ibid.*) It has to be noted that the figures for interviewed returnees may not apply to all returnees in Mogadishu, which means that the rating for this indicator refers to only poor returnees and IDPs.

It has to be noted that government in Benadir plans to allocate land for IDPs, which means that situation in Mogadishu may improve in the future.

Indicator 18: *Existence of effective and accessible mechanisms to ensure access to land and/or secure tenure (housing, land and property rights) for IDPs/returnees*

Overall Rating and standard(s): Indicator is marked orange/green. Studies suggest that there are mechanisms in place and that IDPs and returnees have generally access to these mechanisms.

Analysis: According to the DRC protection assessment, the majority of land or property disputes in Mogadishu (94%) are handled by local elders (local government handles the remaining 6% of disputes) (DRC 2016). Disaggregated data for IDPs and returnees is not available for Mogadishu. However, cumulative disaggregated data for Mogadishu, Kismayo and Dhobley shows that 61% of IDPs and 47% of returnees had their cases handled by local elders, whereas 39% of IDPs and 50% of returnees had their cases handled

²⁴ A breakdown for each location is available only for the three groups together. The limited size of the sample does not allow to have disaggregated data for each group in each location

by local government (the remaining 3% of returnees were assisted by NGOs) (*ibid.*). Consulted stakeholders concurred that there are mechanisms to resolve claims although they were not in agreement on the level of access enjoyed by returnees and IDPs.

The profiling of IDPs in Mogadishu highlights that “housing, land and property concerns are the main overarching issues that need prioritized attention for facilitating local integration” (Joint IDP profiling Service 2016). According to the profiling report, “concepts of rent, ownership and related documentation are very complicated terms to apply in such a context and particularly for the IDP population. IDPs often have an established camp committee that negotiates issues such as settling on land, safety and security. Payments to landlords are also usually done collectively through the committee when the community receives a distribution from humanitarian organizations” (*ibid.*).

Indicator 19: *Percentage of IDPs/returnees with lost HLP who have had their claims resolved, compared to the resident population*

Overall Rating: Indicator is marked orange. IDPs and returnees appear to be less likely than resident population to have their HLP claims resolved.

Analysis: The DRC protection assessment for Mogadishu, Dhobley and Kismayo finds out that 23% of IDPs and 26% of returnees have been able to reclaim their land or houses (DRC 2016). It adds that 31% of IDPs and 33% of returnees do not know how to reclaim their land or houses, and that 46% of IDPs and 40% of returnees have not been able to able to reclaim their land or houses.

However, the assessment does not inquire about the reasons that prevent IDPs and returnees to reclaim their land. It may be reasonable to assume that the second and third group of respondents includes returnees who are not planning to go back to their place of origin. It is also reasonable to expect that IDPs have not been able to reclaim their land in their place of origin due to their current displacement status. This view is corroborated by other figures coming from the same protection assessment about land disputes. According to the assessment, only “16.5% of returnees and 9.9% of IDPs have experienced land or property disputes upon return in Kismayo and Mogadishu” (*ibid.*) (Returnees and IDPs in Dhobley did not experience any land dispute).

Data from the Eviction Tracker Matrix shows that in the period from January to September 2016 14,607 households (88,868 individuals) have been evicted in Mogadishu by private landlords and government (email update from PRMN, 13 October 2016).

Consulted stakeholders highlighted that IDPs and, to a certain extent, returnees are less likely to have their HLP claims solved since they have less access to existing mechanisms to solve disputes.

Indicator 20: *Percentage of IDPs/returnees who have secured right to Housing, Land and Property (with documents to prove ownership/tenancy) compared to resident population*

Overall Rating and standard(s): Indicator is marked white with dotted lines. Some data exist but it is incomplete.

Analysis: A critical issue raised by a profiling of IDPs in Mogadishu is the lack of secure land and housing tenure, particularly for IDPs. According to the report, “on average, the majority of the profiled population (81%) reported not owning the land they are currently living on, while 17% indicated that the land was donated to them (with differences between target groups and locations; the percentage of those living on donated land is higher among economic migrants than for other groups, and higher in Kaxda and Daynille districts than in others), and 2% did not know their current land tenure” (Joint IDP profiling Service 2016). The report points out that the most of the land donated by gatekeepers, mainly in Daynille and Kaxda, was donated on a temporary basis. The report highlights that “documentation of land tenure-related payments to landlords is rare”, which results in a “precarious land tenure security situation, rendering inhabitants of the settlement highly exposed to forced evictions” (*ibid.*).

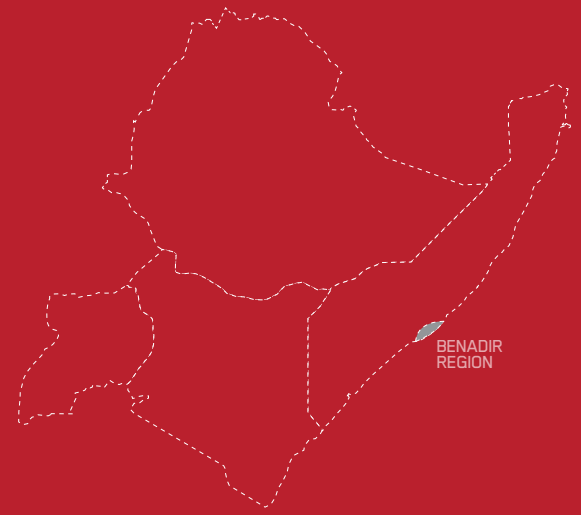
However, there was not consensus among consulted stakeholders in Mogadishu. Some participants to the consultation workshops even argued that some “IDPs paradoxically have more access to land than local residents” as they are allowed to use public land granted by the government. Other participants pointed out that there is need to make a distinction between the legal and economic aspects of HLP. Indeed, the “lack of secure land and housing tenure” reported by the IDP profiling appears to be related more to the poverty status of IDPs, who do not have the financial means to rent their housing from the private sector. Admittedly, IDPs do not have any “documentation of land tenure-related payments to landlords” but this situation is not unique to IDPs since other urban dwellers may not have any documentation either. In a country where access to formal justice is very limited for all population groups, possessing formal documentation may not reduce the risk of eviction. Rather, lack of financial means and limited access to traditional form of justice, which do not require written documentation, appear to be the real causes of an increased risk of eviction.

Opportunities

Relative to housing, the current number and scope of interventions that are aimed at providing shelter to IDPs and returnees may not be adequate to cope with current and future influx of people. The current response has to be scaled up rapidly as there is also need to support new IDPs arriving in Mogadishu. But at the same time, there is need to solve a number of questions on the best approach to be adopted. The ‘traditional’ approach, which entails the construction by aid agencies of shelters for IDPs and destitute returnees in land donated by the government present the advantage of resolving relatively quickly the problem of shelters for needed populations. However, this rapidity in execution present trade offs from a durable solutions’ point of view. IDP settlements, usually isolated or far from economic activities, rarely provide opportunities for meaningful socio and economic integration of their inhabitants. A more sustainable approach could be a gradual system, where IDPs, after a brief period in a transitional shelter, would be granted vouchers that would allow them to rent private accommodations near training and employment opportunities. The financial assistance would then be reduced over time for those IDPs that will have managed to enter the job market. Only people who are unable to work, or whose employability is very low, should be allowed to receive free housing (and food and non food items hand-outs).

Relative to mechanisms to ensure access to land and/or secure tenure and to resolve claims, the mapping of interventions in Mogadishu shows that there are not many interventions that can address this indicator. These interventions are usually part of larger programmes on access to justice or economic development. It is hoped that development actors will still be able to scale up their long-term operations, despite the current emergency context. Even though donors and aid agency may be tempted to put aside, or, at least, slow down the long term goal of building the capacity of the government to establish a land registration system and an effective and more transparent system to solve claims, it is paramount that long-term interventions maintain their momentum. As mass displacement will put more pressure on land and other limited resources, traditional systems may struggle to handle an increased number of cases, especially in a situation where large movement of people are likely to change the demographic composition of entire areas. There is need to start a dialogue on affordable housing options. As suggested in the IDP profiling report “urban planning and development projects should be reviewed and leveraged to give due consideration to the affordable housing needs of the IDP population and other urban poor in Mogadishu to consider not only their living situation but also the need for durable solutions” (Joint IDP profiling Service 2016). There is also need to improve the eviction process. The IDP profiling report rightly affirms that “lawful eviction processes are beneficial for everyone involved, including IDPs but also authorities and the humanitarian community, which is often called upon to respond to the needs of those evicted” (ibid.). The eviction process may benefit from an applicable legal framework based on existing eviction guidelines to provide better protection and accountability for forced evictions by private individuals. It is important to note that a government-led taskforce at the municipal level was proposed to oversee all eviction processes in the city.

**SOLUTIONS FRAMEWORK
BENADIR REGION, SOMALIA 2017**



LEGAL SAFETY



Access to Documentation

Existence and effective accessibility of mechanisms to obtain/replace documents for IDPs/returnees bearing in mind the local context

Percentage of IDPs/returnees participating in community or social organizations (youth / women / environmental / sports groups and others) compared to the resident population



Participation in public affairs

IDPs/returnees face no legal or administrative obstacles that prevent them from voting, being elected or working in public service compared with resident population

Percentage of IDPs/returnees without birth certificates, national ID cards or other personal documents relevant to the local context compared to resident population or national average, as appropriate

Percentage of IDPs/returnees involved in public decision making processes, or local reconciliation/confidence-building initiatives (e.g. local peace committees, public debates, fora, cross-community activities and others) compared to resident population



Family Reunification

The number of unaccompanied and separated IDPs/returnee children for whom a best interest determination is needed but has not been conducted

Accessible and efficient mechanisms have been put in place to reunite IDP/returnee separated family members

The number of IDP/returnee children or other dependent persons who have not yet been reunited with their families relative to total displaced population size



Access to Effective Remedies & Justice

Percentage of IDPs/returnees who consider that the violations suffered have been effectively remedied and a sense of justice restored, compared to local population

Existence of accessible mechanisms that have the legal mandate and actual capacity to provide IDPs/returnees with effective remedies for violations suffered, including violations committed by non-state actors

Percentage of IDPs/returnees who accessed formal or informal/traditional justice mechanisms last time they needed it, compared to local population

All indicators refer to the attainment of benchmarks for a refugee / returnee in comparison to the host community

- The indicator is well on the way to being achieved
- Some obstacles exist and the indicator has not been fully met

- The indicator is far from met
- Data unavailable
- Incomplete data exists

LEGAL SAFETY

Analysis

The analysis of indicators under legal safety shows that some of the indicators have not been fully met, and that others are only partially met since displacement populations are excluded. For two of the indicators there is not available data for IDPs and refugee returnees.

There is some evidence that IDPs and refugee returnees participate in community or social organizations, but their participation rate is lower than resident population. Similarly, IDPs and refugee returnees seem to participate in public decision-making processes, but their participation rate appears to be lower than resident population. Mechanisms to obtain or replace documents are in place, but IDPs and refugee returnees, as well as poor residents, may not have access since services are not affordable (although it appears that a sizeable share of IDPs and returnees do have some form of documentations).

The mapping of interventions indicates that there are several programmes with a long-term focus on governance, rule of law and justice who are actively present in Mogadishu. Programmes like the UN joint programme on local governance and service delivery (JPLG) have been operating in Mogadishu for several years. Other joint programmes like the UN joint programme for justice and police, and the UN joint programme on youth employment are also active in the city. Moreover, there a number of community-driven interventions that aim to improve participation in public affairs, and other grass-root interventions that aim to improve access to justice.

Limitations

No or partial quantitative data was available for the following indicators:

- Percentage of IDPs/returnees who consider that the violations suffered have been effectively remedied and a sense of justice restored, compared to local population;
- The number of unaccompanied and separated IDPs/returnee children for whom a best interest determination is needed but has not been conducted.

Gaps and Obstacles

There are gaps in terms of data collection since most of the available data does not disaggregate per demographic group. There are some positive changes as the recent protection assessment carried out by DRC in Kismayo, Mogadishu and Dhobley under a joint DFID-funded project between DRC and NRC collected disaggregated data and information on IDPs, refugee returnees, and host community. However, the limited size of the sample of interviewed households does not allow making comparisons at area-level between the different groups (A comparison between IDPs, refugee returnees and host populations is only possible for the three combined areas). Similarly to interventions for physical safety, many of the current interventions under legal safety do not adopt a displacement focus.

Opportunities to inform immediate reintegration needs and longer term programing

Donors and implementing partners should scale-up interventions that have the potential to operate in areas where the government has just started asserting itself. The main limitations of programmes such as the UN JPLG is that it can operate only in districts that have an established district councils that command legitimacy within the boundaries of pre-1991 district demarcation. Differently from other parts of Somalia, the pre-1991 demarcation does not constitute a major problem in Mogadishu, whose number and composition of districts in the Benadir region has remained unchanged, with the only exception of Kaxda district, which was formed in 2013. However, the 17 districts in Mogadishu still do not have a functioning district council and a functioning district administration, which limits the capacity of JPLG to fully engage with its governance work.

On the other side, community-driven reconstruction/development (CDR/CDD) are able to operate in contexts where the government is weak and have the potential to prepare the ground for more upstream governance interventions. Different from NGOs-led interventions with a short-term focus, CDR/CDD delegates more responsibilities, including financial responsibility, to local communities and leadership. As it will be explained in the sections on recommendations, CDR/CDD interventions programmes that have a clear focus on

displacement-affected populations offer the potential to achieve a convergence between short term and long-term objectives, as it will be easier for long-term governance interventions to build their work on an empowered and capable local leadership.

ACCESS TO EFFECTIVE REMEDIES AND JUSTICE

Indicator 21: *Percentage of IDPs/returnees who consider that the violations suffered have been effectively remedied and a sense of justice restored, compared to local population*

Overall Rating and standard(s): This indicator is marked white. There is not sufficient data or consensus on this indicator.

Applicable standards for rating: International Covenant on Civil and Political Rights; and United Nations Principles and Guidelines on Access to Legal Aid in Criminal Justice Systems

Analysis: Stakeholders in the consultation workshop in Mogadishu concurred that IDPs and returnees have same access to justice as everybody else. Indeed, the FGS policy framework on displacement commits to “deploy [...] trained police forces to areas of return or local integration and set [...] up operational police stations and posts accessible to IDPs and returning refugees” (FGS 2016b). That said, it is not known whether IDPs and returnees consider that violence suffered had been effectively remedied. There is not sufficient data on this and views from stakeholders differed.

Indicator 22: *Existence of accessible mechanisms that have the legal mandate and actual capacity to provide IDPs/returnees with effective remedies for violations suffered, including violations committed by non-state actors*

Overall Rating and standard(s): This indicator is marked orange. Mechanisms are in places but IDPs and, possibly, returnees face challenges in accessing them.

Applicable standards for rating: International Covenant on Civil and Political Rights; and United Nations Principles and Guidelines on Access to Legal Aid in Criminal Justice Systems

Analysis: According to the protection assessment carried out by DRC in Kismayo, Mogadishu and Dhobley, an “overwhelming majority (73%) of the respondents reported that legal mechanisms are available” (DRC 2016). However, “their accessibility and affordability have been a concern among all respondents” (ibid.) The assessment pointed out that “the system is however weak and inaccessible to returnees and IDPs who fear launching claim of their rights as they lack trust in the system” (ibid.). It adds that “the courts including the district court are paid case intake fee, which is about 10 to 20 USD depending on the locations and lacks pro-bono services, making it even more difficult for refugee returnees and IDPs to access legal assistance” (ibid.). Views expressed by consulted stakeholders in Mogadishu are in line with the findings of the above assessment.

Indicator 23: *Percentage of IDPs/returnees who accessed formal or informal/traditional justice mechanisms last time they needed it, compared to local population*

Overall Rating and standard(s): This indicator is marked orange. IDPs and, possibly, returnees have limited access to formal justice mechanisms although they have more access to informal/traditional mechanisms.

Applicable standards for rating: International Covenant on Civil and Political Rights; and United Nations Principles and Guidelines on Access to Legal Aid in Criminal Justice Systems

Analysis: According to the protection assessment carried out by DRC in Kismayo, Mogadishu and Dhobley, “on average 66% reported that legal services are inaccessible, while a majority (79%) indicated that those services are not affordable at all” (DRC 2016). The assessment finds out that IDPs and interviewed returnees

would seek legal support mostly from local council of elders based on xeer system (80% and 75% of responses, respectively), and to a lesser extent from the police (43% and 45% of responses, respectively) and the local courts (24% and 20% of responses, respectively). Although the local population would primary seek legal support from local council of elders (87% of responses), they would also make more frequent use of the police (60% of responses) and local courts (38% of responses) (*ibid.*).

Consulted stakeholders in Mogadishu concurred that IDPs and returnees have the same rights as the local population but acknowledged that IDPs, poor returnees and poor segments of the local population have less access to the formal justice system than the rest of the population, even though they have access to informal/traditional justice systems.

Opportunities

The mapping of interventions in Mogadishu shows that there are not many interventions that directly address access to effective remedies and justice for IDPs and returnees. This may be because it is assumed that IDPs and returnees do not face any particular challenge compared to local population. However, some data, although not conclusive, suggests this may not be the case. Under the current context, opportunities for positive change appear to be limited. There is need that rule of law and security programmes adopt a stronger displacement focus and more targeted interventions. The opportunity to address possible negative factors will be limited, unless there is capacity to scale up interventions that specifically target IDPs and returnees.

PARTICIPATION IN PUBLIC AFFAIRS

Indicator 24: *IDPs/returnees face no legal or administrative obstacles that prevent them from voting, being elected or working in public service compared with resident population*

Overall Rating and standard(s): Indicator is marked orange. IDPs and returnees do not appear to face any particular legal or administrative obstacles; however they may be excluded on the basis of economic factors

Analysis: Consulted stakeholders agreed that IDPs and returnees have the same rights as the local population. Echoing views expressed in previous consultations in Kismayo, they stressed that elders from returnees are part of the delegates that have voted in the recent elections. These views are in line with the findings of the protection assessment carried out by DRC in Kismayo, Mogadishu and Dhobley in 2016. The study reported the success stories of three returnees who were elected in the recently concluded elections for the lower house (parliament) members and found out evidence of “returnees holding various key positions in the administrations and development agencies working in Mogadishu and Kismayo” (DRC 2016).

Stakeholders pointed out that obstacles are mainly economic in nature and they cited, as an example, the onerous registrations fees to be paid by candidates for parliamentary elections, which excludes the majority of the population.

Indicator 25: *Percentage of IDPs/returnees participating in community or social organizations (youth/women/environmental/sports groups and others) compared to the resident population*

Overall Rating and standard(s): Indicator is rated orange/green. Although IDPs and, possibly, returnees, participation rate is somehow lower than resident population, they do participate in community or social organizations.

Applicable standards for rating: Article 10(1) of the Banjul Charter; and Articles 19, 20 and 21 of the International Covenant on Civil and Political Rights (ICCPR)

Analysis: Consulted stakeholders concurred that IDPs and returnees have the same rights as the local population and that they can participate to all community groups and social organizations. Data from the Displacement Tracking Matrix shows that all the “IDP settlements had some form of management committees on site which were identified as being responsible for coordinating site activities and conflict resolution” (IOM 2016a). “The site management committee (SMC) were elected by the IDP community with the support of local

administration" (*ibid.*). Some of the stakeholders pointed out that IDPs have a lower participation rate. That said, there is consensus that the situation is generally positive for this indicator.

Indicator 26: *Percentage of IDPs/returnees involved in public decision-making processes, or local reconciliation/confidence-building initiatives (e.g. local peace committees, public debates, fora, cross-community activities and others) compared to resident population*

Overall Rating and standard(s): Indicator is rated orange. IDPs and returnees participate in public decision-making processes. However their participation rate is lower than resident population.

Analysis: According to the IDP profiling in Mogadishu, "on a whole, IDPs are generally disenfranchised from current political processes and generally do not see reason enough to prioritize participatory rights as this is not perceived to have a direct impact on improving their situation" (Joint IDP profiling Service 2016). The report adds that "overall, participating in public and political affairs was not perceived as a way to improve the general situation for IDPs" (*ibid.*). The most common reason cited was the poverty among displaced populations: "IDPs are neither wealthy enough to matter to politicians, nor do they have sufficient funds to participate" (*ibid.*). The second reason was the risk that participating in politics would result in exposure to different armed organizations.

The protection assessment in Kismayo, Mogadishu and Dhobley from DRC provides more detailed figures. According to the assessment survey, "55% of the respondents reported no participation in public affairs, while the rest reported partial participation (20%) and full participation (18%)" (DRC 2016). "Participation in public decision-making is not easily attainable for the mobile populations as full participation for returnees (14%) and IDPs (10%) was less than that of the local community (29%)" (*ibid.*). The assessment argues that low participation is "due to [the] inability to influence decisions affecting the economic and political affairs" (*ibid.*) and "fear of reprisal attacks from Al-Shabaab that are often targeted to those actively involved in public and political affairs" (*ibid.*). The assessment suggests that the "overriding factor is that the entire population across Somalia generally feels disenfranchised from the current political processes and do not prioritize participatory rights as this is not perceived to have a direct impact on improving their situation" (*ibid.*).

Consulted stakeholders in Mogadishu concurred that participation of IDPs, and possibly returnees, is lower than local population but pointed out that IDPs and returnees have opportunities to participate. This echoes the IDP profiling, which highlights that "some participants did mention that they would participate if they were invited because they wish to partake in decision-making regarding the country's future" (Joint IDP profiling Service 2016).

Opportunities

There are no specific projects that directly address the above indicators. It is likely that many of the on going community-based or community-driven have activities related to participation in public affairs. Indeed, current and upcoming stabilization, community-driven, and local governance programmes have the potential to improve participation in community or social organizations, as well as decision-making processes, of IDPs and returnees. However, in order to do so, these interventions should adopt a displacement focus.

ACCESS TO DOCUMENTATION

Indicator 27: *Existence and effective accessibility of mechanisms to obtain/replace documents for IDPs/returnees bearing in mind the local context.*

Overall Rating and standard(s): The indicator is marked orange. Mechanisms to obtain or replace documents are in place, but IDPs, returnees and poor resident may not have access since services are not affordable.

Analysis: The protection assessment carried out in Kismayo, Mogadishu and Dhobley by DRC found out that "most returnees and IDPs have limited access to these documents, especially in Dhobley and Mogadishu" (DRC 2016). (Data for local population is not available.) However, returnees appear to have higher access than IDPs (see indicator below).

The IDP profiling exercise points out that the causes of the problem are mainly economic. “Considering that the average IDP household consists of 5.8 persons, and with an average weekly income of under \$15 dollars for a large majority of the population, this cost is unlikely to be affordable and it is questionable whether such expenditure could be prioritized in light of other needs.” (At the time of the drafting of the profiling report the actual cost was not finalized, so the report used an indicative cost of 15 USD). The report acknowledges that “personal documentation was not mentioned as a requirement to access services or assistance”, but it warns that “there is an increased urgency for identity (ID) cards to protect against undue movement restrictions, to pass through checkpoints or to prevent against arbitrary arrest, as such documents are requested by security forces” (*ibid.*).

Consulted stakeholders in Mogadishu concurred that the majority of the population cannot obtain documents because the services are not affordable, but were not in agreement on whether lack of documentation is a pressing problem. In this regard, it should be noted that the FGS policy framework on displacement commits to ensure “the free mobility for livelihoods and other purposes, including by facilitating documentation” (FGS 2016b).

Indicator 28: *Percentage of IDPs/returnees without birth certificates, national ID cards or other personal documents relevant to the local context compared to resident population or national average, as appropriate.*

Overall Rating and standard(s): Indicator is rated red/orange. Data points out that majority of IDPs and returnees do not have documents. However, it has to be acknowledged that there has been progress and that a sizeable share of IDPs and returnees do have some form of documentations.

Analysis: The protection assessment carried out by DRC in Kismayo, Mogadishu and Dhobley provides figures of the percentage of IDPs and returnees without birth certificates, national ID cards or other personal documents: 71% of IDPs and 55% of returnees do not have any personal document; 23% of IDPs and 40% of returnees have identification cards; the remaining part has some sort of identification documents (DRC 2016). Views of consulted stakeholders in Mogadishu are in line with the above findings.

Opportunities

There are not many interventions that directly address access to documentation. A possible explanation is that access to documentation is perceived to be outside the scope of existing humanitarian interventions. That said, there is room for both humanitarian and governance interventions to play a positive role.

The issues around access to documentations appear to be two-fold. On the one side, there is lack of capacity of the government to issue the documentations to the entire population. On the other side, IDPs, poor returnees and poor members of the host population may not know how to get documents or may not have the financial means to afford it. Governance interventions should build the capacity of the Benadir regional administration to issue the documentations to the entire population. The fact that the government has policy in place, and that there are not any discriminatory practices or harmful legislations, suggests that this will be possible. At the same time, protection-related interventions that have a mandate relative to the rights of refugees, IDPs and returnees should establish mechanisms that enable impoverished families to obtain documentation (this could take the form of providing financial support directly to vulnerable people to pay for the fees to get the documents, or, alternatively, a system for targeting beneficiaries of a government-sponsored fee-waiver scheme).

FAMILY REUNIFICATION

Indicator 29: *The number of unaccompanied and separated IDPs/returnee children for whom a best interest determination is needed but has not been conducted*

Overall Rating and standard(s): Indicator is marked white with dotted lines. Some data exist but it is incomplete.

Applicable standards for rating: Article 25(2)(b) of the 1990 African Charter on the Rights and Welfare of the Child provides: “State Parties ... shall take all necessary measures to trace parents or relatives [of children] where separation is caused by internal and external displacement arising from armed conflicts.”

Analysis: A report of 2016 from NRC highlights that “despite the existence of a Best Interest Determination Committee in Dadaab, extended families are subjected to rigorous and bureaucratic processes to prove their relationship with minors in their custody, which has discouraged them from accessing return desks and forces them to return spontaneously” (NRC 2016b). According to PRMN, “extended families allege [that] best interest determination/best interest assessments for the children returning to Somalia often excludes extended family members and in certain instances families have been separated hence forcing them to opt to return spontaneously for fear of being separated” (minutes of cross border meeting 29 October 2016).

However, consulted stakeholders in Mogadishu had diverging views on this particular indicator. The fact that data is not conclusive and there is no consensus among stakeholders suggests that there is need to investigate more the nature of the problem.

Indicator 30: *Accessible and efficient mechanisms have been put in place to reunite IDP/returnee separated family members*

Overall Rating and standard(s): Indicator is marked white with dotted lines. Consulted stakeholders concurred that some mechanisms are in place, but suggested that available information is not enough.

Analysis: According to the protection assessment carried out in Kismayo, Mogadishu and Dhobley by DRC, “unaccompanied children are supported to reunite with their families and reintegrate with the community by tracing their parents through media and community members” (DRC 2016). However, consulted stakeholders highlighted that although family members can trace their separated relatives through informal networks, there are not formal and efficient mechanisms in place. It has to be noted that the FGS policy on displacement commits to put in place mechanisms for voluntary reunification of separated families (FGS 2016a).

Indicator 31: *The number of IDP/returnee children or other dependent persons who have not yet been reunited with their families relative to total displaced population size*

Overall Rating and standard(s): Indicator is marked orange/green. There are cases of IDP, returnee children or other dependent persons that have been separated, but it appears that these persons have been later reunited with their families.

Applicable standards for rating: Article 22(2) of the 1989 Convention on the Rights of the Child states, “States Parties shall provide, as they consider appropriate, cooperation in any efforts by the United Nations and other competent inter-governmental organisations or non-governmental organisations cooperating with the United Nations ... to trace the parents or other members of the family of any refugee child in order to obtain information necessary for reunification with his or her family.”

Analysis: According to the protection assessment carried out in Kismayo, Mogadishu and Dhobley by DRC, “there was limited number of cases of individuals who separated from their families during the return process” (DRC 2016). The assessment survey finds out that in Mogadishu 34.8% of interviewed returnee households have reported one or more of their dependents separated upon returns (*ibid.*). The average for the three locations is 18.6%, which suggests that returnee families going to Mogadishu are more likely to have their children separated in the return journey than families going to Kismayo or Dhobley. The report claims that “those who were found were taken to their relatives or clan elders and were later reunited with their families” (*ibid.*), but it does not provide precise data on reunification. The views of consulted stakeholders are generally in line with these findings (although some stakeholders pointed out that data may not be sufficient).

Opportunities

There are some interventions relative to best interest determination of children, although the extent of the problem may be higher than what current interventions can address. There is need to gather more data relative to this specific indicator in order ascertain the extent of the problem and design appropriate long-term interventions.

It appears that there are not many interventions that directly address issues around family reunification. This may be due to the fact that the problem is not perceived as being particularly serious. Indeed, it appears that cases of separation of IDP or returnee children or other dependent persons were eventually addressed, as separated persons were later reunited with their families. However, informal mechanisms can have limitations (for example, they may struggle to deal with a sudden surge of cases of separation) and it would be appropriate to have interventions that can strengthen these mechanisms and link them with government systems.

CONCLUSIONS

The analysis of the Solutions Framework indicators has shown that the overall IDPs and refugee returnees are facing several challenges in Benadir region. IDPs are particularly affected due to their high level of poverty and specific vulnerabilities²⁵ preventing them from reaching material safety and fully enjoying physical and legal safety. The on-going severe drought has resulted in new waves of displacement, which means that the international community and the nascent Somali institutions have to deal with a massive new caseload of displacement that requires immediate life-saving support. As attention and resources are shifted towards the emergency response there is the risk that the durable solutions agenda be confined to the back seat which should not be the case.

The *Somalia Operational Plan for Pre-famine Scale up of Humanitarian Assistance* is built on lessons learned from the famine of 2011. Studies on the 2011 famine response found out that cash transfers were an effective response as cash allowed people to support their families as well as the wider community as they distributed aid among themselves where access was limited (Rift Valley Institute 19/10/2016 in ACAPS 2017). The Operational Plan commits to the use of cash based assistance “as one of the main response modalities to the drought in Somalia” (HCT 2017).

The government of Somalia has made progress since 2011. At the national level, it has established a National Drought Committee, which works closely with the international community, the private sector and other stakeholders. Other states have or are establishing equivalent State-level and district- level disaster management committees. The Operational Plan is putting efforts “to ensure close collaboration with the disaster management agencies of government both at national and subnational level, including the newly established Federal States” (HCT 2017).

The donor community also appears to be better prepared. It has already contributed \$35 million. Although this is still a small share of the US\$825 million that the Operational Plan requires for the first half of 2017 to reach 5.5 million people with life-saving assistance and livelihood support, it is expected that more resources will be raised, also from non-traditional donors.

From a durable solutions’ point of view the biggest challenge for Somalis, their government and the international community and its development partners is to adopt policies and a modus operandi that can leverage on the humanitarian response to finally tackle the socio-economic dimensions of forced displacement. As a flagship World Bank report on forced displacement points out, “tackling the medium-term socio- economic dimensions of forced displacement [...] is complementary to [...] the rights-based protection agenda and the urgent focus on short-term crisis responses” (WB 2016a).

The humanitarian–development nexus has long been seen as sequential, with an initial humanitarian response followed by a development effort when the situation becomes protracted. However, as the World Bank report

²⁵ Their lack of connectedness and so difficulty to borrow and to access markets, little social cohesion and connection to host communities, part of minority clans, etc.

points out, “rather than replace or succeed each other, both sets of actors can engage in complementary efforts for greater impact throughout the entire period of forced displacement” (*ibid.*). The UN Resident Coordinator has been advocating for a new approach for durable solutions that addresses the humanitarian-development nexus, and looks at the “contiguuum”, rather than the “continuum”, of humanitarian and development activities.

The Somalia National Development Plan (NDP) for 2017-2019 dedicates a specific section to challenges faced by IDPs and returnees, and adopts a displacement focus throughout its sectors of interventions. NDP analysis of the current displacement situation in Somalia “points at five intertwined developmental priorities that form the framework for crafting the development response to finding durable solutions”, namely (i) Rule of law and Governance; (ii) Access to land and tenure security and inclusive development; (iii) Individual documentation, social inclusion and participation; (iv) Access to services and labour markets; and (v) Rural reintegration capacity (FGS 2016a). In addition, the Somali government is also in the process of adopting a policy framework for displacement in Somalia (FGS 2016b).

Box: Core elements to inform Solutions planning and programing

- Creating durable solutions requires a **multi-stakeholder and sectorial, rights and needs based programming approach**
- The process must be viewed as a **collective action rather than mandate driven** based on an inclusive, participatory and consensus building approach
- The **FGS, regional administrations and local authorities have the primary responsibility** and they need to be supported to be able to play a leadership and coordinating role
- Developing **area based Solutions analysis (localization of aid)** is paramount due to limited absorption capacity, prevailing protection concerns, and persistent security and access issues.
- **Community engagement** is critical to inform reintegration analysis and programing to make solutions lasting, locally relevant and supportive of social cohesion and to **adopt a ‘displacement affected communities’** approach- inclusive of returnees, IDPs and host communities
- **Involve development actors from the start** to inform medium to long term sectorial priorities complementing humanitarian interventions

From ReDSS briefing note: “The search for durable solutions in Somalia: return is not a solution, (re)integration is”. Humanitarian and development linkages.



SOLUTIONS FRAMEWORK LOCAL INTEGRATION-RETURNEE/IDP FOCUS BENADIR – SOMALIA 2016/17 PROJECTIONS FOR 2017



PHYSICAL SAFETY

MATERIAL SAFETY

LEGAL SAFETY

Protection

Percentage of IDPs/returnees who have suffered violent crimes or experienced safety incidents, including Sexual Gender based Violence in the last 6 months compared to resident population

Percentage of IDPs/returnees who do not face more discriminatory or arbitrary restriction of their freedom of movement based on their displacement or minority status compared to resident population

Percentage of IDPs/returnees who have adequate access to police and judiciary, when needed, compared to the resident population

Percentage of IDPs/returnees feeling safe in their current place of residence compared to local population

Safety and Security

Percentage of IDPs/returnees with adequate access to health care compared to resident population or national average as appropriate

Percentage of IDPs/returnees who do not face any form of stigmatization (verbal violence, insults, exclusion, etc.) in their current place of residence, compared to local population

Social Cohesion

Percentage of IDPs/returnees feeling they are accepted in the community where they live compared to resident population

Adequate Standard of Living (Access to basic and social services)

Percentage of IDPs/returnees with food consumption comparable to local population and as per international/national standards

Prevalence of GAM/SAM among IDPs/returnees compared to resident population and as per national/international standards

Percentage of IDPs/returnees with adequate access to potable water, sanitation and hygiene compared to local population and above international/national standard

Percentage of IDP/returnee children with adequate access to formal education compared to resident population or national average as appropriate

Percentage of IDPs/returnees who have adequate access to safety net interventions or receive remittances from abroad compared to local residents with comparable needs

Access to Livelihoods (Job creation and income generation)

Percentage of IDPs/returnees who faces legal or administrative obstacles to employment or economic activity compared to resident population

Unemployment among returnees compared to the resident population, the situation before displacement or the national average, as appropriate

Percentage of IDPs/returnees who have access to sustainable employment conditions compared to local residents

Poverty levels among IDPs/returnees compared to the resident population, the situation before displacement or the national average, as appropriate

Housing, Land & Property

Percentage of IDPs/returnees with adequate housing (not overcrowded housing/shelter and/or precarious structure and/or at risk of sudden eviction) in comparison to the resident population

Existence of effective and accessible mechanisms to ensure access to land and/or secure tenure

Percentage of IDPs/returnees with lost HLP who have had their claims resolved, compared to the resident population

Percentage of IDPs/returnees who have secured right to Housing, Land and Property (with documents to prove ownership/tenancy) compared to resident population

Access to Effective Remedies & Justice

Percentage of IDPs/returnees who consider that the violations suffered have been effectively remedied and a sense of justice restored, compared to local population

Existence of accessible mechanisms that have the legal mandate and actual capacity to provide IDPs/returnees with effective remedies for violations suffered, including violations committed by non-state actors

Percentage of IDPs/returnees who accessed formal or informal/traditional justice mechanisms last time they needed it, compared to local population

IDPs/returnees face no legal or administrative obstacles that prevent them from voting, being elected or working in public service compared with resident population

Percentage of IDPs/returnees participating in community or social organizations (youth / women / environmental / sports groups and others) compared to the resident population

Percentage of IDPs/returnees involved in public decision making processes, or local reconciliation/ confidence-building initiatives (e.g. local peace committees, public debates, fora, cross-community activities and others) compared to resident population

Access to Documentation

Existence and effective accessibility of mechanisms to obtain/replace documents for IDPs/returnees bearing in mind the local context

Percentage of IDPs/returnees without birth certificates, national ID cards or other personal documents relevant to the local context compared to resident population or national average, as appropriate

Family Reunification

The number of unaccompanied and separated IDPs/returnee children for whom a best interest determination is needed but has not been conducted

Accessible and efficient mechanisms have been put in place to reunite IDP/returnee separated family members

The number of IDP/returnee children or other dependent persons who have not yet been reunited with their families relative to total displaced population size

All indicators refer to the attainment of benchmarks for a refugee / returnee in comparison to the host community

- The indicator is well on the way to being achieved
- Some obstacles exist and the indicator has not been fully met
- The indicator is far from met
- Data unavailable
- Incomplete data exists

The Regional Durable Solutions Secretariat (ReDSS) operationalized the IASC Framework for Durable Solutions for IDPs to develop the ReDSS Solutions Framework for displacement affected communities. It comprises the 8 IASC criteria using 37 IASC indicators organized around physical, material and legal safety to measure durable solutions achievements in a particular context. The framework analysis serves as an evidence base to enable relevant stakeholders to work more effectively and consistently in the search and realization of durable solutions. This info graphic offers a snapshot in time to assess to what extent local integration for returnees and IDPs in Somalia have been achieved.



SOLUTIONS FRAMEWORK LOCAL INTEGRATION-RETURNEE/IDP FOCUS BENADIR – SOMALIA 2016/17 MAPPING OF INTERVENTIONS



BENADIR REGION

PHYSICAL SAFETY

Protection

Percentage of IDPs/returnees who have suffered violent crimes or experienced safety incidents, including Sexual Gender based Violence in the last 6 months compared to resident population

Percentage of IDPs/returnees who do not face more discriminatory or arbitrary restriction of their freedom of movement based on their displacement or minority status compared to resident population

Safety and Security

Percentage of IDPs/returnees feeling safe in their current place of residence compared to local population

Percentage of IDPs/returnees who do not face any form of stigmatization (verbal violence, insults, exclusion, etc.) in their current place of residence, compared to local population

Social Cohesion

Percentage of IDPs/returnees who have adequate access to police and judiciary, when needed, compared to the resident population

Percentage of IDPs/returnees accepted in the community where they live compared to resident population

Adequate Standard of Living (Access to basic and social services)

Percentage of IDPs/returnees with food consumption comparable to local population and as per international/national standards

Prevalence of GAM/SAM among IDPs/returnees compared to resident population and as per national/international standards

Percentage of IDPs/returnees with adequate access to potable water, sanitation and hygiene compared to local population and above international/national standard

Percentage of IDPs/returnees with adequate access to health care compared to resident population or national average as appropriate

Percentage of IDP/returnee children with adequate access to formal education compared to resident population or national average as appropriate

Percentage of IDPs/returnees who have adequate access to safety net interventions or receive remittances from abroad compared to local residents with comparable needs

Access to Livelihoods (Job creation and income generation)

Percentage of IDPs/returnees who faces legal or administrative obstacles to employment or economic activity compared to resident population

Unemployment among returnees compared to the resident population, the situation before displacement or the national average, as appropriate

Percentage of IDPs/returnees who have access to sustainable employment conditions compared to local residents

Poverty levels among IDPs/returnees compared to the resident population, the situation before displacement or the national average, as appropriate

Housing, Land & Property

Percentage of IDPs/returnees with adequate housing (not overcrowded housing/shelter and/or precarious structure and/or at risk of sudden eviction) in comparison to the resident population

Existence of effective and accessible mechanisms to ensure access to land and/or secure tenure

Percentage of IDPs/returnees with lost HLP who have had their claims resolved, compared to the resident population

Percentage of IDPs/returnees who have secured right to Housing, Land and Property (with documents to prove ownership/tenancy) compared to resident population

Access to Effective Remedies & Justice

Percentage of IDPs/returnees who consider that the violations suffered have been effectively remedied and a sense of justice restored, compared to local population

Existence of accessible mechanisms that have the legal mandate and actual capacity to provide IDPs/returnees with effective remedies for violations suffered, including violations committed by non-state actors

Percentage of IDPs/returnees who accessed formal or informal/traditional justice mechanisms last time they needed it, compared to local population

IDPs/returnees face no legal or administrative obstacles that prevent them from voting, being elected or working in public service compared with resident population

Percentage of IDPs/returnees participating in community or social organizations (youth / women / environmental / sports groups and others) compared to the resident population

Percentage of IDPs/returnees involved in public decision making processes, or local reconciliation/ confidence-building initiatives (e.g. local peace committees, public debates, fora, cross-community activities and others) compared to resident population

Access to Documentation

Existence and effective accessibility of mechanisms to obtain/replace documents for IDPs/returnees bearing in mind the local context

Percentage of IDPs/returnees without birth certificates, national ID cards or other personal documents relevant to the local context compared to resident population or national average, as appropriate

Family Reunification

The number of unaccompanied and separated IDPs/returnee children for whom a best interest determination is needed but has not been conducted

Accessible and efficient mechanisms have been put in place to reunite IDP/returnee separated family members

The number of IDP/returnee children or other dependent persons who have not yet been reunited with their families relative to total displaced population size

All indicators refer to the attainment of benchmarks for a refugee / returnee in comparison to the host community

Green: The indicator is well on the way to being achieved

Orange: Some obstacles exist and the indicator has not been fully met

Red: The indicator is far from met

White: Data unavailable

Grey: Incomplete data exists

The Regional Durable Solutions Secretariat (ReDSS) operationalized the IASC Framework for Durable Solutions for IDPs to develop the ReDSS Solutions framework for displacement affected communities. It comprises the 8 IASC criteria using 31 IASC indicators organized around physical, material and legal safety to measure durable solutions achievements in a particular context. The framework analysis serves as an evidence base to enable relevant stakeholders to work more effectively and consistently in the search and realization of durable solutions. This info graphic offers a snapshot in time to assess to what extent local integration for returnees and IDPs in Somalia have been achieved.



SOLUTIONS FRAMEWORK LOCAL INTEGRATION-RETURNEE/IDP FOCUS BENADIR – SOMALIA 2016/17 ANALYSIS OF DATA: ALL POPULATION



BENADIR REGION

PHYSICAL SAFETY

Protection

Percentage of IDPs/returnees who have suffered violent crimes or experienced safety incidents, including Sexual Gender based Violence in the last 6 months compared to resident population

Percentage of IDPs/returnees who do not face more discriminatory or arbitrary restriction of their freedom of movement based on their displacement or minority status compared to resident population

Percentage of IDPs/returnees who have adequate access to police and judiciary, when needed, compared to the resident population

Percentage of IDPs/returnees feeling safe in their current place of residence compared to local population

Percentage of IDPs/returnees who do not face any form of stigmatization (verbal violence, insults, exclusion, etc.) in their current place of residence, compared to local population

Safety and Security

Percentage of IDPs/returnees with adequate access to potable water, sanitation and hygiene compared to local population and above international/national standard

Percentage of IDPs/returnees with adequate access to health care compared to resident population or national average as appropriate

Percentage of IDPs/returnees who have adequate access to formal education compared to resident population or national average as appropriate

Percentage of IDPs/returnees who have adequate access to safety net interventions or receive remittances from abroad compared to local residents with comparable needs

MATERIAL SAFETY

Adequate Standard of Living (Access to basic and social services)

Prevalence of GAM/SAM among IDPs/returnees compared to resident population and as per international/national standards

Unemployment among refugees compared to the resident population, the situation before displacement or the national average, as appropriate

Percentage of IDPs/returnees who faces legal or administrative obstacles to employment or economic activity compared to resident population (Administrative obstacles exist)

Social Cohesion

Poverty levels among IDPs/returnees compared to the resident population, the situation before displacement or the national average, as appropriate

Percentage of IDPs/returnees who have secured right to Housing, Land and Property (with documents to prove ownership/tenancy) compared to resident population

LEGAL SAFETY

Access to Livelihoods (Job creation and income generation)

Percentage of IDPs/returnees with adequate housing (not overcrowded housing/shelter and/or precarious structure and/or at risk of sudden eviction) in comparison to the resident population

Existence of effective and accessible mechanisms to ensure access to land and/or secure tenure

Percentage of IDPs/returnees who accessed formal or informal/traditional justice mechanisms last time they needed it, compared to local population

Percentage of IDPs/returnees who accessed formal or informal/traditional justice mechanisms last time they needed it, compared to local population

Percentage of IDPs/returnees who accessed formal or informal/traditional justice mechanisms last time they needed it, compared to local population

Housing, Land & Property

Percentage of IDPs/returnees with lost HLP who have had their claims resolved, compared to the resident population

Percentage of IDPs/returnees involved in public decision making processes, or local reconciliation/ confidence-building initiatives (e.g. local peace committees, public debates, fora, cross-community activities and others) compared to resident population

LEGAL SAFETY

Access to Effective Remedies & Justice

Existence of accessible mechanisms that have the legal mandate and actual capacity to provide IDPs/returnees with effective remedies for violations suffered, including violations committed by non-state actors

Percentage of IDPs/returnees without birth certificates, national ID cards or other personal documents relevant to the local context compared to resident population or national average, as appropriate

Percentage of IDPs/returnees who have not yet been reunited with their families relative to total displaced population size

Accessible and efficient mechanisms have been put in place to reunite IDP/returnee separated family members

The number of IDP/returnee children or other dependent persons who have not yet been reunited with their families relative to total displaced population size

Participation in public affairs

Percentage of IDPs/returnees face no legal or administrative obstacles that prevent them from voting, being elected or working in public service compared with resident population

Percentage of IDPs/returnees participating in community or social organizations (youth / women / environmental / sports groups and others) compared to the resident population

The Regional Durable Solutions Secretariat (ReDSS) operationalized the IASC Framework for Durable Solutions for IDPs to develop the ReDSS Solutions framework for displacement affected communities. It comprises the 8 IASC criteria using 31 IASC indicators organized around physical, material and legal safety to measure durable solutions achievements in a particular context. The framework analysis serves as an evidence base to enable relevant stakeholders to work more effectively and consistently in the search and realization of durable solutions. This info graphic offers a snapshot in time to assess to what extent local integration for returnees and IDPs in Somalia have been achieved.

All indicators refer to the attainment of benchmarks for a refugee / returnee in comparison to the host community

- The indicator is well on the way to being achieved
- Some obstacles exist and the indicator has not been fully met
- The indicator is far from met
- Data unavailable
- Incomplete data exists



SOLUTIONS FRAMEWORK LOCAL INTEGRATION-RETURNEE/IDP FOCUS BENADIR – SOMALIA 2016/17 ANALYSIS OF DATA: IPDS



	Protection	Safety and Security	Social Cohesion	
<p>PHYSICAL SAFETY</p>	<p>Percentage of IDPs/returnees who have suffered violent crimes or experienced safety incidents, including Sexual Gender based Violence in the last 6 months compared to resident population</p>	<p>Percentage of IDPs/returnees who do not face more discriminatory or arbitrary restriction of their freedom of movement based on their displacement or minority status compared to resident population</p>	<p>Percentage of IDPs/returnees who do not face any form of stigmatization (verbal violence, insults, exclusion, etc.) in their current place of residence, compared to local population</p>	<p>Percentage of IDPs/returnees who are accepted in the community where they live compared to resident population</p>
	<p>Percentage of IDPs/returnees with food consumption comparable to local population and as per international/national standards</p>	<p>Percentage of IDPs/returnees with adequate access to potable water, sanitation and hygiene compared to local population and above international/national standard</p>	<p>Percentage of IDPs/returnees with adequate access to health care compared to resident population or national average as appropriate</p>	<p>Percentage of IDPs/returnees who have adequate access to safety net interventions or receive remittances from abroad compared to local residents with comparable needs</p>
<p>MATERIAL SAFETY</p>	<p>Adequate Standard of Living (Access to basic and social services)</p> <p>Prevalence of GAM/SAM among IDPs/returnees compared to resident population and as per national/international standards</p>	<p>Unemployment among refugees compared to the resident population, the situation before displacement or the national average, as appropriate</p>	<p>Poverty levels among IDPs/returnees compared to the resident population, the situation before displacement or the national average, as appropriate</p>	<p>Percentage of IDPs/returnees who have secured right to Housing, Land and Property (with documents to prove ownership/tenancy) compared to resident population</p>
	<p>Access to Livelihoods (Job creation and income generation)</p> <p>Percentage of IDPs/returnees who faces legal or administrative obstacles to employment or economic activity compared to resident population (Administrative obstacles exist)</p>	<p>Existence of effective and accessible mechanisms to ensure access to land and/or secure tenure</p>	<p>Percentage of IDPs/returnees with lost HLP who have had their claims resolved, compared to the resident population</p>	<p>Percentage of IDPs/returnees who have secured right to Housing, Land and Property (with documents to prove ownership/tenancy) compared to resident population</p>
<p>LEGAL SAFETY</p>	<p>Housing, Land & Property</p> <p>Percentage of IDPs/returnees with adequate housing (not overcrowded housing/shelter and/or precarious structure and/or at risk of sudden eviction) in comparison to the resident population</p>	<p>Existence of accessible mechanisms that have the legal mandate and actual capacity to provide IDPs/returnees with effective remedies for violations suffered, including violations committed by non-state actors</p>	<p>Percentage of IDPs/returnees involved in public decision making processes, or local reconciliation/ confidence-building initiatives (e.g. local peace committees, public debates, fora, cross-community activities and others) compared to resident population</p>	<p>Percentage of IDPs/returnees in public decision making processes, or local reconciliation/ confidence-building initiatives (e.g. local peace committees, public debates, fora, cross-community activities and others) compared to resident population</p>
	<p>Access to Effective Remedies & Justice</p> <p>Percentage of IDPs/returnees who consider that the violations suffered have been effectively remedied and a sense of justice restored, compared to local population</p>	<p>Percentage of IDPs/returnees who accessed formal or informal/traditional justice mechanisms last time they needed it, compared to local population</p>	<p>Percentage of IDPs/returnees participating in community or social organizations (youth / women / environmental / sports groups and others) compared to the resident population</p>	<p>Percentage of IDPs/returnees who have secured right to Housing, Land and Property (with documents to prove ownership/tenancy) compared to resident population</p>
	<p>Access to Documentation</p> <p>Existence and effective accessibility of mechanisms to obtain/replace documents for IDPs/returnees bearing in mind the local context</p>	<p>Percentage of IDPs/returnees without birth certificates, national ID cards or other personal documents relevant to the local context compared to resident population or national average, as appropriate</p>	<p>Participation in public affairs</p> <p>IDPs/returnees face no legal or administrative obstacles that prevent them from voting, being elected or working in public service compared with resident population</p>	<p>All indicators refer to the attainment of benchmarks for a refugee / returnee in comparison to the host community</p> <ul style="list-style-type: none"> Green: The indicator is well on the way to being achieved Orange: Some obstacles exist and the indicator has not been fully met Red: The indicator is far from met White: Data unavailable Dashed: Incomplete data exists
	<p>Family Reunification</p> <p>The number of unaccompanied and separated IDPs/returnee children for whom a best interest determination is needed but has not been conducted</p>	<p>Accessible and efficient mechanisms have been put in place to reunite IDP/returnee separated family members</p>	<p>The number of IDP/returnee children or other dependent persons who have not yet been reunited with their families relative to total displaced population size</p>	

The Regional Durable Solutions Secretariat (ReDSS) operationalized the IASC Framework for Durable Solutions for IDPs to develop the ReDSS Solutions framework for displacement affected communities. It comprises the 8 IASC criteria using 31 IASC indicators organized around physical, material and legal safety to measure durable solutions achievements in a particular context. The framework analysis serves as an evidence base to enable relevant stakeholders to work more effectively and consistently in the search and realization of durable solutions. This info graphic offers a snapshot in time to assess to what extent local integration for returnees and IDPs in Somalia have been achieved.




PHYSICAL SAFETY

Protection

Percentage of IDPs/returnees who have suffered violent crimes or experienced safety incidents, including Sexual Gender based Violence in the last 6 months compared to resident population

Safety and Security

Percentage of IDPs/returnees who do not face more discriminatory or arbitrary restriction of their freedom of movement based on their displacement or minority status compared to resident population


Percentage of IDPs/returnees who have adequate access to police and judiciary, when needed, compared to the resident population

Social Cohesion

Percentage of IDPs/returnees who do not face any form of stigmatization (verbal violence, insults, exclusion, etc.) in their current place of residence, compared to local population

Percentage of IDPs/returnees who have adequate access to safety net interventions or receive remittances from abroad compared to local residents with comparable needs

Percentage of IDPs/returnees who have adequate access to safety net interventions or receive remittances from abroad compared to local residents with comparable needs



MATERIAL SAFETY

Adequate Standard of Living (Access to basic and social services)

Percentage of IDPs/returnees with food consumption comparable to local population and as per international/national standards

Prevalence of GAM/SAM among IDPs/returnees compared to resident population and as per national/international standards

Percentage of IDPs/returnees with adequate access to potable water, sanitation and hygiene compared to local population and above international/national standard

Percentage of IDPs/returnees with adequate access to health care compared to resident population or national average as appropriate

Percentage of IDPs/returnees who have access to sustainable employment conditions compared to local residents

Percentage of IDPs/returnees who have secured right to Housing, Land and Property (with documents to prove ownership/tenancy) compared to resident population

Percentage of IDPs/returnees who have secured right to Housing, Land and Property (with documents to prove ownership/tenancy) compared to resident population

Percentage of IDPs/returnees who have secured right to Housing, Land and Property (with documents to prove ownership/tenancy) compared to resident population



LEGAL SAFETY

Access to Livelihoods (Job creation and income generation)

Percentage of IDPs/returnees who faces legal or administrative obstacles to employment or economic activity compared to resident population/Administrative obstacles exist)

Unemployment among returnees compared to the resident population, the situation before displacement or the national average, as appropriate

Existence of effective and accessible mechanisms to ensure access to land and/or secure tenure

Percentage of IDPs/returnees who have secured right to Housing, Land and Property (with documents to prove ownership/tenancy) compared to resident population

Percentage of IDPs/returnees who have secured right to Housing, Land and Property (with documents to prove ownership/tenancy) compared to resident population

Percentage of IDPs/returnees who have secured right to Housing, Land and Property (with documents to prove ownership/tenancy) compared to resident population

Housing, Land & Property

Percentage of IDPs/returnees with adequate housing (not overcrowded housing/shelter and/or precarious structure and/or at risk of sudden eviction) in comparison to the resident population

Access to Effective Remedies & Justice

Existence of accessible mechanisms that have the legal mandate and actual capacity to provide IDPs/returnees with effective remedies for violations suffered, including violations committed by non-state actors

Percentage of IDPs/returnees who accessed formal or informal/traditional justice mechanisms last time they needed it, compared to local population

Percentage of IDPs/returnees with lost HLP who have had their claims resolved, compared to the resident population

Percentage of IDPs/returnees who have secured right to Housing, Land and Property (with documents to prove ownership/tenancy) compared to resident population

Percentage of IDPs/returnees who have secured right to Housing, Land and Property (with documents to prove ownership/tenancy) compared to resident population

Percentage of IDPs/returnees who have secured right to Housing, Land and Property (with documents to prove ownership/tenancy) compared to resident population

Access to Documentation

Existence and effective accessibility of mechanisms to obtain/replace documents for IDPs/returnees bearing in mind the local context

Family Reunification

The number of unaccompanied and separated IDPs/returnee children for whom a best interest determination is needed but has not been conducted

Percentage of IDPs/returnees without birth certificates, national ID cards or other personal documents relevant to the local context compared to resident population or national average, as appropriate

Percentage of IDPs/returnees who accessed formal or informal/traditional justice mechanisms last time they needed it, compared to local population

Percentage of IDPs/returnees with lost HLP who have had their claims resolved, compared to the resident population

Percentage of IDPs/returnees who have secured right to Housing, Land and Property (with documents to prove ownership/tenancy) compared to resident population

Percentage of IDPs/returnees who have secured right to Housing, Land and Property (with documents to prove ownership/tenancy) compared to resident population

Participation in public affairs

IDPs/returnees face no legal or administrative obstacles that prevent them from voting, being elected or working in public service compared with resident population

Percentage of IDPs/returnees who accessed formal or informal/traditional justice mechanisms last time they needed it, compared to local population

Percentage of IDPs/returnees who accessed formal or informal/traditional justice mechanisms last time they needed it, compared to local population

Percentage of IDPs/returnees who accessed formal or informal/traditional justice mechanisms last time they needed it, compared to local population

Percentage of IDPs/returnees who accessed formal or informal/traditional justice mechanisms last time they needed it, compared to local population

Percentage of IDPs/returnees who accessed formal or informal/traditional justice mechanisms last time they needed it, compared to local population

Percentage of IDPs/returnees who accessed formal or informal/traditional justice mechanisms last time they needed it, compared to local population

Family Reunification

The number of unaccompanied and separated IDPs/returnee children for whom a best interest determination is needed but has not been conducted

Accessible and efficient mechanisms have been put in place to reunite IDP/returnee separated family members

Percentage of IDPs/returnees without birth certificates, national ID cards or other personal documents relevant to the local context compared to resident population or national average, as appropriate

Percentage of IDPs/returnees who accessed formal or informal/traditional justice mechanisms last time they needed it, compared to local population

Percentage of IDPs/returnees who accessed formal or informal/traditional justice mechanisms last time they needed it, compared to local population

Percentage of IDPs/returnees who accessed formal or informal/traditional justice mechanisms last time they needed it, compared to local population

Percentage of IDPs/returnees who accessed formal or informal/traditional justice mechanisms last time they needed it, compared to local population

All indicators refer to the attainment of benchmarks for a refugee / returnee in comparison to the host community

- The indicator is well on the way to being achieved
- Some obstacles exist and the indicator has not been fully met
- The indicator is far from met
- Data unavailable
- Incomplete data exists

The Regional Durable Solutions Secretariat (RedSS) operationalized the IASC Framework for Durable Solutions for IDPs to develop the RedSS Solutions framework for displacement affected communities. It comprises the 8 IASC criteria using 31 IASC indicators organized around physical, material and legal safety to measure durable solutions achievements in a particular context. The framework analysis serves as an evidence base to enable relevant stakeholders to work more effectively and consistently in the search and realization of durable solutions. This info graphic offers a snapshot in time to assess to what extent local integration for returnees and IDPs in Somalia have been achieved.



SOLUTIONS FRAMEWORK LOCAL INTEGRATION-RETURNEE/IDP FOCUS BENADIR – SOMALIA 2016/17 CONSULTATION IN MOGADISHU



PHYSICAL SAFETY

Protection

Percentage of IDPs/returnees who have suffered violent crimes or experienced safety incidents, including Sexual Gender based Violence in the last 6 months compared to resident population

Percentage of IDPs/returnees who do not face more discriminatory or arbitrary restriction of their freedom of movement based on their displacement or minority compared to resident population

Safety and Security

Percentage of IDPs/returnees who have adequate access to police and judiciary, when needed, compared to the resident population

Percentage of IDPs/returnees feeling safe in their current place of residence compared to local population

Social Cohesion

Percentage of IDPs/returnees who do not face any form of stigmatization (verbal violence, insults, exclusion, etc.) in their current place of residence, compared to local population

Percentage of IDPs/returnees feeling they are accepted in the community where they live compared to resident population

MATERIAL SAFETY

Adequate Standard of Living (Access to basic and social services)

Percentage of IDPs/returnees with food consumption comparable to local population and as per international/national standards

Prevalence of GAM/SAM among IDPs/returnees compared to resident population and as per national/international standards

Percentage of IDPs/returnees with adequate access to potable water, sanitation and hygiene compared to local population and as per international/national standard

Percentage of IDPs/returnees with adequate access to health care compared to resident population or national average as appropriate

Percentage of IDP/returnee children with adequate access to formal education in adequate conditions and quality compared to resident population or national average as appropriate

Percentage of IDPs/returnees who have adequate access to safety net interventions or receive remittances from abroad compared to local residents with comparable needs

Percentage of IDPs/returnees who have secured right to Housing, Land and Property (with documents to prove ownership/tenancy) compared to resident population

LEGAL SAFETY

Access to Livelihoods (Job creation and income generation)

Percentage of IDP/returnees who face legal or administrative obstacles to employment or economic activity compared to resident population

Unemployment among returnees compared to the resident population, the situation before displacement or the national average, as appropriate

Percentage of IDPs/returnees with lost HLP who have had their claims resolved, compared to the resident population

Percentage of IDPs/returnees with lost access to sustainable employment conditions compared to local residents

Percentage of IDPs/returnees who have adequate access to public service compared with resident population

Percentage of IDPs/returnees who have secured right to Housing, Land and Property (with documents to prove ownership/tenancy) compared to resident population

LEGAL SAFETY

Access to Effective Remedies & Justice

Percentage of IDPs/returnees who consider that the violations suffered have been effectively remedied and a sense of justice restored, compared to local population

Existence of accessible mechanisms that have the legal mandate and actual capacity to provide IDPs/returnees with effective remedies for violations suffered, including violations committed by non-state actors

Existence of effective and accessible mechanisms to ensure access to land and/or secure tenure

Percentage of IDPs/returnees who accessed formal or informal/traditional justice mechanisms last time they needed it, compared to local population

Percentage of IDPs/returnees face no legal or administrative obstacles that prevent them from voting, being elected or working in public service compared with resident population

Percentage of IDPs/returnees who have secured right to Housing, Land and Property (with documents to prove ownership/tenancy) compared to resident population

LEGAL SAFETY

Access to Documentation

Existence and effective accessibility of mechanisms to obtain/replace documents for IDPs/returnees bearing in mind the local context

Percentage of IDPs/returnees without birth certificates, national ID cards or other personal documents relevant to the local context compared to resident population or national average, as appropriate

Percentage of IDP/returnee children or other dependent persons who have not yet been reunited with their families relative to total displaced population size

Percentage of IDPs/returnees who have not yet been reunited with their families relative to total displaced population size

Percentage of IDPs/returnees who have secured right to Housing, Land and Property (with documents to prove ownership/tenancy) compared to resident population

LEGAL SAFETY

Family Reunification

The number of unaccompanied and separated IDPs/returnee children for whom a best interest determination is needed but has not been conducted

Accessible and efficient mechanisms have been put in place to reunite IDP/returnee separated family members

Percentage of IDPs/returnees who accessed formal or informal/traditional justice mechanisms last time they needed it, compared to local population

Percentage of IDPs/returnees who accessed formal or informal/traditional justice mechanisms last time they needed it, compared to local population

Percentage of IDPs/returnees who accessed formal or informal/traditional justice mechanisms last time they needed it, compared to local population

All indicators refer to the attainment of benchmarks for a refugee / returnee in comparison to the host community

Green: The indicator is well on the way to being achieved


Orange: Some obstacles exist and the indicator has not been fully met

Red: The indicator is far from met

White: Data unavailable

Grey: Incomplete data exists

The Regional Durable Solutions Secretariat (ReDSS) operationalized the IASC Framework for Durable Solutions for IDPs to develop the ReDSS Solutions framework for displacement affected communities. It comprises the 8 IASC criteria using 31 IASC indicators organized around physical, material and legal safety to measure durable solutions achievements in a particular context. The framework analysis serves as an evidence base to enable relevant stakeholders to work more effectively and consistently in the search and realization of durable solutions. This infographic offers a snapshot in time to assess to what extent local integration for returnees and IDPs in Somalia have been achieved.

PHYSICAL SAFETY

Protection

Percentage of IDPs/returnees who have suffered violent crimes or experienced safety incidents, including Sexual Gender based Violence in the last 6 months compared to resident population

Percentage of IDPs/returnees who do not face more discriminatory or arbitrary restriction of their freedom of movement based on their displacement or minority status compared to resident population

Percentage of IDPs/returnees who have adequate access to police and judiciary, when needed, compared to the resident population

Percentage of IDPs/returnees who do not face any form of stigmatization (verbal violence, insults, exclusion, etc.) in their current place of residence, compared to local population

Safety and Security

Percentage of IDPs/returnees with adequate access to potable water, sanitation and hygiene compared to local population and above international/national standard

Percentage of IDPs/returnees who have adequate access to safety net interventions or receive remittances from abroad compared to local residents with comparable needs



MATERIAL SAFETY

Adequate Standard of Living (Access to basic and social services)

Prevalence of GAM/SAM among IDPs/returnees compared to resident population and as per national/international standards

Percentage of IDPs/returnees with adequate access to potable water, sanitation and hygiene compared to local population and above international/national standard

Percentage of IDPs/returnees with adequate access to health care compared to resident population or national average as appropriate

Percentage of IDP/returnee children with adequate access to formal education compared to resident population or national average as appropriate

Access to Livelihoods (Job creation and income generation)

Unemployment among returnees compared to the resident population, the situation before displacement or the national average, as appropriate

Percentage of IDPs/returnees who have secured right to Housing, Land and Property (with documents to prove ownership/tenancy) compared to resident population

Housing, Land & Property

Percentage of IDPs/returnees who faces legal or administrative obstacles to employment or economic activity compared to resident population

Existence of effective and accessible mechanisms to ensure access to land and/or secure tenure

Percentage of IDPs/returnees with lost HLP who have had their claims resolved, compared to the resident population

Poverty levels among IDPs/returnees compared to the resident population, the situation before displacement or the national average, as appropriate



LEGAL SAFETY

Access to Effective Remedies & Justice

Percentage of IDPs/returnees who consider that the violations suffered have been effectively remedied and a sense of justice restored, compared to local population

Existence of accessible mechanisms that have the legal mandate and actual capacity to provide IDPs/returnees with effective remedies for violations suffered, including violations committed by non-state actors

Percentage of IDPs/returnees who accessed formal or informal/traditional justice mechanisms last time they needed it, compared to local population

Percentage of IDPs/returnees in public decision making processes, or local reconciliation/ confidence-building initiatives (e.g. local peace committees, public debates, fora, cross-community activities and others) compared to resident population

Access to Documentation

Existence and effective accessibility of mechanisms to obtain/replaces documents for IDPs/returnees bearing in mind the local context

Percentage of IDPs/returnees without birth certificates, national ID cards or other personal documents relevant to the local context compared to resident population or national average, as appropriate

Percentage of IDPs/returnees face no legal or administrative obstacles that prevent them from voting, being elected or working in public service compared with resident population

Percentage of IDPs/returnees participating in community or social organizations (youth / women / environmental / sports groups and others) compared to the resident population

Family Reunification

The number of unaccompanied and separated IDPs/returnee children for whom a best interest determination is needed but has not been conducted

Accessible and efficient mechanisms have been put in place to reunite IDP/returnee separated family members

The number of IDP/returnee children or other dependent persons who have not yet been reunited with their families relative to total displaced population size

All indicators refer to the attainment of benchmarks for a refugee / returnee in comparison to the host community

- The indicator is well on the way to being achieved
- Some obstacles exist and the indicator has not been fully met
- The indicator is far from met
- Data unavailable
- Incomplete data exists

The Regional Durable Solutions Secretariat (RedSS) operationalized the IASC Framework for Durable Solutions for IDPs to develop the RedSS Solutions framework for displacement affected communities. It comprises the 8 IASC criteria using 31 IASC indicators organized around physical, material and legal safety to measure durable solutions achievements in a particular context. The framework analysis serves as an evidence base to enable relevant stakeholders to work more effectively and consistently in the search and realization of durable solutions. This info graphic offers a snapshot in time to assess to what extent local integration for returnees and IDPs in Somalia have been achieved.

LIST OF ORGANIZATIONS/NETWORKS/CONSORTIA/COORDINATION MECHANISMS CONSULTED

Organization/networks/consortia/coordination	Type of organization
ACTED	Non Governmental Organization (NGO)
ADRA Somalia	Non Governmental Organization (NGO)
Building Resilient Communities in Somalia (BRCiS)	Resilience Consortium of NGOs led by the Norwegian Refugee Council
Comitato italiano per lo sviluppo dei popoli (CIPS)	Non Governmental Organization (NGO)
Concern Worldwide	Non Governmental Organization (NGO)
Danish Refugee Council (DRC)	Non Governmental Organization (NGO)
Danish Demining Group (DDG)	Non Governmental Organization (NGO)
Education Cluster	Coordination of UN and NGOs
Information Management Working Group (IMWG)	Working Group of UN agencies and INGOs, chaired by the United Nations Office for the Coordination of Humanitarian Affairs (OCHA) Somalia
International Organization for Migration	UN Agency
Inter Cluster Coordination Group	Coordination (chaired by the UN Office for the Coordination of Humanitarian Affairs)
International Rescue Committee (IRC)	Non-Governmental Organization (NGO)
Islamic Relief Somalia	Non-Governmental Organization (NGO)
KAASHIF Organization	Civil Society
Medair	Non-Governmental Organization (NGO)
Norwegian Refugee Council	Non-Governmental Organization (NGO)
OSPAD	Civil Society
Protection and Return Monitor Network (PRMN)	Network (hosted by Norwegian Refugee Council)
Protection Cluster	Coordination of UN and NGOs
REACH	Joint initiative of IMPACT, ACTED, and UNOSAT
Save the Children	Non-Governmental Organization (NGO)
Save Somali Women and Children	Non-Governmental Organization (NGO)
Shelter Cluster	Coordination of UN and NGOs
Somalia NGO Consortium	Coordination of NGOs
SOMAWADO Organization	Civil Society
STREAM	Resilience Consortium of NGOs led by

UN Habitat	ACTED
United Nations Children's Fund (UNICEF)	UN Agency
United Nations Development Programme (UNDP)	UN Agency
United Nations High Commissioner for Refugees (UNHCR)	UN Agency
UN Humanitarian Coordinator/Resident Coordinator Office	UN Agency
World Vision	UN in Somalia
XANDI Organization	Non-Governmental Organization (NGO) Civil Society

Note: Donor organizations consulted for the ReDSS studies but not specifically for this report are listed in ReDSS report for Lower Juba region.

THEORY OF CHANGE: REDSS SOLUTIONS FRAMEWORK TOOL

GOAL

DISPLACEMENT AFFECTED COMMUNITIES LIVE IN SAFETY AND DIGNITY WITHOUT DISCRIMINATION

IMPACT

COLLABORATIVE STRATEGY

Actors have agreed on key elements; gaps and responsibility sharing in terms of support durable solutions

COLLECTIVE ACCOUNTABILITY

Actors have agreed to collectively amass and share data according to agreed solutions framework thus increasing collective accountability and aiming to catalyze a wider change

INCLUSIVE APPROACH

Actors have agreed to ensure solutions are

- Anchored in an understanding of the situation of the host environment
- Based on input of priorities and perceptions of the displacement affected communities

KEY DOMAINS OF CHANGE

KNOWLEDGE AND EVIDENCE ON DURABLE SOLUTIONS

- Holistic overview of solutions and solutions environment
- Progress of solutions
- Contributions to solutions

PRACTICE IN SUPPORT OF SOLUTIONS

- Data collection / monitoring / involvement
- Joint programming
- Policy and decision making based on evidence

SOLUTIONS FRAMEWORK TOOL DEVELOPED

- Guidance
- Standard data collection protocol to support disaggregation of data
- Online tutorial

DISSEMINATION OF LEARNING

- Practitioners and policy makers learning events
- Quarterly update including challenges

APPLICATION OF THE FRAMEWORK

- Publications and reports
- External evaluation
- Lessons learnt on participatory and consensus building process involving multi stakeholders and sectors

OUTPUTS

Appropriateness: Solutions work is people centered - a community lens approach is used

- Availability of beneficiary 'inputted' data
- Stakeholders confirm usage of beneficiary data
- Participatory process and displacement affected communities surveys
- Framework owned by stakeholders

Coverage: Focus is on displacement affected communities so to ensure involvement of host communities and support a do no harm approach

- Different context and target groups to pilot and test it and to build a database of lessons learnt

Effectiveness: Solution work is holistic approach addressing physical, material and legal safety

- Data is collected on the three safety elements (physical, material and legal safety)
- Implementers consider programming in all three areas
- Policy makers (government and donors) address all the areas

Efficiency: a standard data protocol to support disaggregation of data for better analysis, targeting, coordination and accountability

- Level of input / over time
- Depth of analysis that can be made from aggregated data
- Coordination and connectedness with other initiatives and groups (IASC durable solutions working group, Solution Alliance)
- Standard data protocol and guidance note available
- Framework adopted/ used in different regions

BIBLIOGRAPHY

Assessments, reports and studies

Altai Consulting and IOM (2016), *Youth, Employment, Migration in Mogadishu, Kismayo and Baidoa*. Report commissioned by the Somalia office of the International Organization for Migration.

ACAPS (2017). Somalia Drought: Briefing Note. 31 January 2017. ACAPS and START Network

Amnesty International (2016). Kenya: *Nowhere Else to Go. Forced Returns of Somali Refugees from Dadaab Refugee Camp, Kenya*.

Avis, W. & Herbert, S. (2016). *Rapid fragility and migration assessment for Somalia*. (Rapid Literature Review). Birmingham, UK: GSDRC, University of Birmingham.

CERF (2016). Funding to Internal Displacement and Refugee Crises (2011-2015), as of 16 September 2016. Central Emergency Response Fund

DRC (2016). Protection Assessments for Returnees, IDPs, and Host Communities in Somalia. Nairobi: Danish Refugee Council and Research Care Africa

FEWS NET and FSNAU (2017a). Somalia Food Security Alert. 16 January 2017. Nairobi: Famine Early Warning System Network and Food Security and Nutrition Analysis Unit – FAO.

FEWS NET and FSNAU (2017b). Technical Release. 02 February 2017. Nairobi: Famine Early Warning System Network and Food Security and Nutrition Analysis Unit – FAO.

FEWS NET and FSNAU (2016). Quarterly Brief - Focus on Post-Deyr 2016 Season Early Warning. December 2016. Nairobi: Famine Early Warning System Network and Food Security and Nutrition Analysis Unit – FAO.

FSNAU (2016a). Estimated Nutrition Situation (GAM), July 2016. Nairobi: Food Security and Nutrition Analysis Unit - FAO

FSNAU (2016b), Somalia Acute Food Security Situation Overview – Rural Urban and IDP populations: July 2016. Nairobi: Food Security and Nutrition Analysis Unit - FAO

FSNAU (2016c). Somalia Acute Food Security Situation Overview – Rural Urban and IDP populations: August – December 2016, Most Likely Scenario. Nairobi: Food Security and Nutrition Analysis Unit - FAO

FSNAU (2016d). Technical Release, 20 September 2016. Nairobi: Food Security and Nutrition Analysis Unit - FAO

FSNAU (2016e). Somalia Nutrition Update. December 2016. Nairobi: Food Security and Nutrition Analysis Unit - FAO

FGS (2016a). National Development Plan 2017-2019. Mogadishu: Federal Government of Somalia (FGS)

FGS (2016b). Policy Framework on Displacement within Somalia. Mogadishu: Federal Government of Somalia (FGS)

IGAD (2016). *Background Paper for the 8th IGAD Regional Consultative Process on Migration (RCP) Meeting; Migration Policy-Making in IGAD Member States: The Potential Contribution of National Coordination Mechanisms*. Djibouti: Intergovernmental Authority on Development (IGAD)

Harild, N, Christensen A. and Zetter, R. (2015). *Sustainable Refugee Return: Triggers, constraints, and lessons on addressing the development challenges of forced displacement*. Global Program on Forced Displacement, Cross Cutting Solutions Area on Fragility Conflict and Violence, Washington, DC: World Bank Group

HCT (2017). Somalia Operational Plan for Pre-Famine. Scale up of Humanitarian Assistance. January - June 2017. Produced by the United Nations Office for Coordination of Humanitarian Affairs (OCHA) on behalf of the Humanitarian Country Team (HCT) for Somalia. Nairobi: February 2017

HCT (2016). Somalia Humanitarian Response Plan. January – December 2017. Produced by the United Nations Office for Coordination of Humanitarian Affairs (OCHA) on behalf of the Humanitarian Country Team (HCT) for Somalia. Nairobi: November 2016

HRC (2016). Report of the Independent Expert on the situation of human rights in Somalia. Human Rights Council, September 2016

INTERMOS (2016). Baidoa Mapping Exercise. April 2016

ILO (2016). *The access of refugees and other forcibly displaced persons to the labour market*. Background paper and draft ILO guiding principles for discussion at the ILO tripartite technical meeting on the access of refugees and other forcibly displaced persons to the labour market (Geneva, 5–7 July 2016). Geneva: International Labour Organization

ILO (2016a). Guiding principles on the access of refugees and other forcibly displaced persons to the labour market. 5-7 July 2016. Geneva: International Labour Organization

IOM (2017). Somalia Alert. Displacement Tracking Matrix (DTM). February 2017. International Organization for Migration.

IOM (2016a). Somalia Displacement Tracking Matrix (DTM): Camp/Site Assessment. July 2016. International Organization for Migration.

IOM (2016b). Somalia Displacement Tracking Matrix (DTM): Dashboard: July 2016. International Organization for Migration

IOM (2016c). Somalia Displacement Tracking Matrix (DTM) Flow Monitoring, 1st to 31st AUGUST 2016. International Organization for Migration

Joint IDP Profiling Service (2016). *Internal Displacement Profiling in Mogadishu*. April 2016, Mogadishu

JRIA (2016a). Report on Education Need Assessment for Returnee's Children in Kismayo Schools. Kismayo: Jubbaland state of Somalia - Ministry of Interior, Jubbaland Refugee and IDPs Agency (undated)

JRIA (2016b). *A report on the profiles Internally Displaced Persons living in camps of Kismayo*; Jubbaland Refugee and Internally Displaced Person's Agency.

Lindley, A. (2014). Questioning 'drought displacement': environment, politics and migration in Somalia. FMR 45, February 2014. School of Oriental Studies

Harild, N., Christensen, I. and Zetter, R. (2015). *Sustainable Refugee Return: Triggers, constraints, and lessons on addressing the development challenges of forced displacement*. GPDF Issue Note Series, August 2015. Global Programme on Forced Displacement. Washington, DC: The World Bank Group

Mohamed, O. M., Kinyiri, S. and Warsame, N. H. (2015). *Rapid Appraisal of Resilience to Internal Displacement in Benadir Region, Somalia*. Horn of Africa Resilience Innovation Lab (HoA RiLab) Benadir University, Somalia

OCHA (2016). Somalia: Operational Presence (3W), April – June 2016. United Nations Office for Coordination of Humanitarian Affairs

OCHA (2016a). Somalia Humanitarian Needs 2017, October 2016. United Nations Office for Coordination of Humanitarian Affairs

NRC (2016a). Kismayo Multi-sectoral Assessment. Nairobi: Norwegian Refugee Council. February 2016

NRC (2016b). Position paper: *Dadaab's broken promise: A call to reinstate voluntary, safe and dignified returns for the Dadaab refugee community*. October 2016

REACH (2016). Kismayo IDP Settlement Assessment Report. December 2016. Somalia. ACTED and IMPACT Initiatives, and the UN Operational Satellite Applications Programme (UNOSAT)

ReDSS. (2017). ReDSS 1-pager pre-famine conditions, return, and early solutions in Somalia.

ReDSS and Samuel Hall (2016). *Review of Durable Solutions Initiatives in East and Horn of Africa. Good practices, challenges and opportunities in the search of durable solutions. Ethiopia, Kenya, Somalia, Uganda*. Regional Durable Solutions Secretariat. Nairobi: Danish Refugee Council

ReDSS and Bernu, R. (2016). *Uganda 2016 – Local Integration Focus; Durable Solutions Framework; Overview – Key achievements and remaining gaps*. Regional Durable Solutions Secretariat. Nairobi: Danish Refugee Council

Samuel Hall (2016). *Adkaysi! Joint analysis of donor engagements related to Resilience in Somalia*, commissioned by the Informal Humanitarian Donor Group with contracting and funding by the Swiss Agency for Development Cooperation (SDC)

Save the Children (2016). *Thousand of Vulnerable Children at Risk as Closure of World's largest Refugee Camp Looms*, Press Release: 20 October 2016

Somalia Education Cluster (2016). Draft Advocacy Paper: Education Across the border

Somalia Gender Based Violence Sub-Cluster (2016), Bulletin No. 3 April-June 2016

Somalia Health Cluster (2016), Health Cluster Update, September 2016

Somalia Protection Cluster (2016a). Factsheet March to April 2016

Somalia Protection Cluster (2016b). Protect! Protection Cluster Response Plan, Highlights for 2016

Somalia Protection Cluster (2016c). Internal displacement in Somalia-Briefing note September 2016

Somalia Protection Cluster (2016d). Factsheet July to September 2016

Somalia Resilience Working Group (2016), Key Principles for Building Resilience in Somalia. Somalia NGO Consortium

Somalia Shelter Cluster (2016a). Linking Relief Rehabilitation and Development & Shelter in Somalia

Somalia Shelter Cluster (2016b). A search for Complementary Approaches.

Somalia Shelter Cluster (2016c). Strategy for Refugee Returns in Somalia. September 2016

Somalia Shelter Cluster (2016d). Kismayo Mapping Exercise. May 2016

UN (2016). New York Declaration for Refugees and Migrants. New York: United Nations General Assembly. 13 September 2016

UNFPA (2014). *Population Estimation Survey 2014 for the 18 pre-war Regions of Somalia*. Nairobi: United Nations Population Fund. UNHCR (2016a). Overview Situation Report as of April 2016, Somalia

UNDP (2016) Mapping Report of development programmes with potential relevance to Durable Solutions in Somalia (unpublished draft version: 31 August 2016). Nairobi: United Nations Development Programme

UNHCR (2017a). Weekly Update: Voluntary Repatriation of Somali Refugees From Kenya. Somalia, March 2017. UNHCR Somalia

UNHCR (2017b). Protection and Return Monitoring Network (PRMN) Flash Report Drought Update 1/2017. Norwegian Refugee Council and UNHCR Somalia. 27 January 2017

UNHCR (2016a). Population Fixing Exercise – Dadaab - 4 July to 10 August 2016. UNHCR Kenya.

UNHCR (2016b). Statistical Report of Total Registered with UNHCR. Somalia, 31 October 2016. UNHCR Somalia

UNHCR (2016c). UNHCR Offices and Areas of Refugee Return. Somalia, 24 June 2016. UNHCR Somalia

UNHCR (2016d). Situation: Supplementary Appeal. Somalia: July – December 2016. UNHCR Somalia

UNHCR (2016e). Incidents and Violations recorded by the Protection and Return Monitoring Network (PRMN). Somalia, September 2016. Norwegian Refugee Council and UNHCR Somalia

UNHCR (2016f). Total Internally Displaced Persons by region. Somalia, July 2016. UNCHR Somalia

UNHCR (2016g). Cross-border movements, refugee and IDP returns recorded by the Protection and Return Monitoring Network (PRMN). Somalia, September 2016. Norwegian Refugee Council and UNHCR Somalia

UNHCR (2016h). Displacement recorded by the Protection and Return Monitoring Network (PRMN). Somalia, December 2016. Norwegian Refugee Council and UNHCR Somalia

UNHCR (2016i). Weekly Update: Voluntary Repatriation of Somali Refugees From Kenya. Somalia, December 2016. UNHCR Somalia

UNHCR (2016j). UNHCR Dadaab Bi-Weekly Update. Dadaab Refugee Camps, Kenya. 1 - 15 November 2016. UNHCR Kenya

UNHCR (2016), Overview Situation Report as of April 2016. Data from the Protection and Return Monitoring Network (PRMN). Somalia, September 2016

UNHCR and World Bank (2015). *Eastern Africa HOA Displacement Study: Forced Displacement and Mixed Migration in the Horn of Africa*, Report No: ACS14361. Geneva and Washington, DC: UNHCR and World Bank Group

UN Women (2015). Preventing conflict, transforming justice, securing peace. New York: UN Women

Yarnell, M. (2016). Field Report. Refugee Returns From Kenya to Somalia: "This is about fear... Not about choice". Refugee International. November 4, 2016

World Bank (2016a). *Forcibly Displaced: Toward a development approach supporting refugees, the internally displaced, and their hosts*. Washington, DC: World Bank Group

World Bank (2016b). *Somali High Frequency Survey Wave 1 Preliminary Results*. June 2016. Global Poverty and Equity Practice. Washington, DC: World Bank Group

Minutes of meetings

- IAWG ReDSS NGO Consortium Return and Reintegration Core Elements, 14 July 2016
- Joint meeting KEN/SOM Return and Reintegration, 1st September 2016, DRC Regional Office, Nairobi
- Information Management Working Group (IMWG), RCO, REACH and ReDSS Meeting Minutes, 30 September 2016, OCHA, Nairobi
- Inter-agency coordination meeting, Refugee Returns, Kismayo 22 September 2016, OCHA Kismayo
- Notes of the Deputy Special Representative of the Secretary-General, Resident and Humanitarian Coordinator for Somalia's meeting with Jubbaland Select Ministerial Committee for Durable Solutions held in Kismayo on 19 September 2016
- Voluntary Repatriation of Somali Refugees from Kenya, Cross Border Coordination Meeting 29th Sept, 2016

Mission reports

- Somalia IDP Solutions Initiative - Mission to Nairobi and Mogadishu 9 – 14 December 2015, Dr. Walter Kaelin, Special Advisor to the DSRSG/RC/HC on Internally Displaced Persons
- Somalia IDP Solutions Initiative - Mission to Somalia and Nairobi 6 – 17 May 2016, Prof. Walter Kaelin, Special Advisor to the DSRSG/RC/HC on Internally Displaced Persons
- Somalia IDP Solutions Initiative, Mission to Nairobi and Somalia 27 January- 11 February 2016, Prof. Walter Kaelin, Special Advisor to the DSRSG/RC/HC on Internally Displaced Persons
- Inter-agency mission report, Kismayo/Jubbaland State, 17 October 2016



CONTACT INFORMATION

Regional Durable Solutions Secretariat
Danish Refugee Council-Horn of Africa & Yemen
Lower Kabete Road (Ngecha Road Junction)
P.O. Box 14762-00800, Westlands, Nairobi.

Office: + 254 20 418 0403/4/5

Email: p.kiara@drceay.org

Website: www.regionaldss.org

Funded by

